

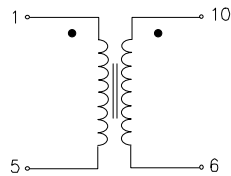
# xDSL Inductors

## HDSL

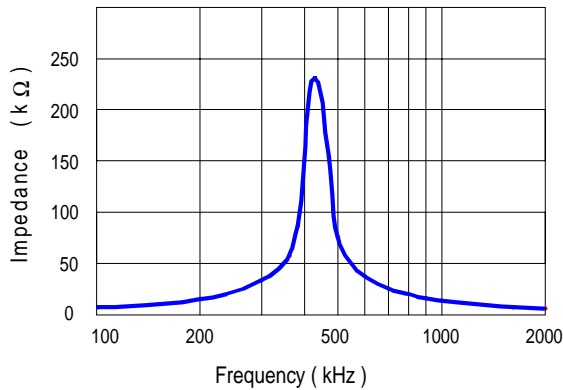
Common Mode Choke

Part Number L-286

L-286 Schematic

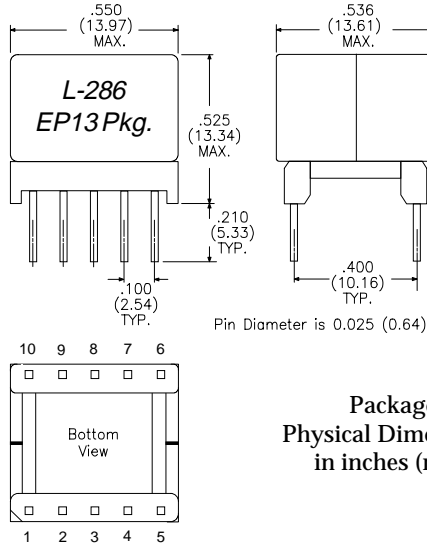


Typical Impedance Curve



Electrical Specifications at 25°C

Parameters - P/N L-286		Units
Inductance	10.0 ±25%	mH
Leakage Inductance	20 max.	μH
DC Resistance	1.5 max.	Ω
Self Resonant Frequency	425 Typ.	kHz
Isolation (HI-POT)	600	V <sub>RMS</sub>



Package Physical Dimensions in inches (mm)

## ADSL Dual Inductor (Low Pass Filter)

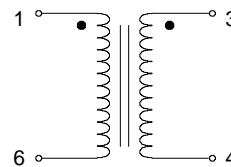
Designed for POTS Splitter Applications

Part Number L-402

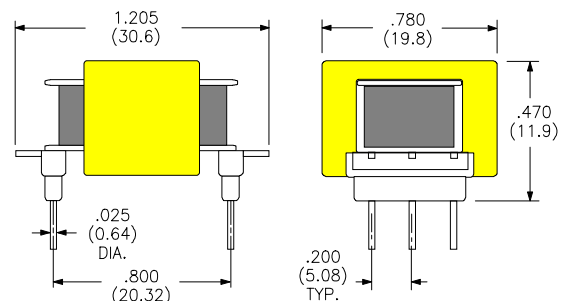
Electrical Specifications at 25°C

Parameters - P/N L-402		Units
Impedance	see graph	Ω
DC Bias	80 max.	mA
DC Resistance	167 nom.	Ω
Frequency Range	200 to > 3500	Hz
Isolation (HI-POT)	500	V <sub>RMS</sub>

L-402 Schematic



Dimensions in inches (mm)



Pin Position Grid 0.100 (2.54)

● Holes for bobbin pins

Typical Impedance Curve

