

T1 / CEPT / ISDN-PRI

SMD 12 Pin Dual Transformers

See other T1/CEPT/ISDN-PRI products in this Catalog

For T1/CEPT Telecom Applications

Designed to meet CCITT and FCC Requirements

3000 VRMS Reinforced Insulation

Refer to Table of Contents for a variety of other T1/CEPT/ISDN-PRI products

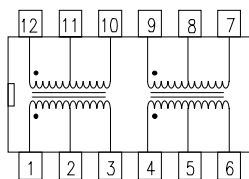
Electrical Specifications ^{1,2} at 25° C

Part Number	Turns Ratio ± 5%	OCL Min. (mH)	C _{wvw} max. (pF)	DCR Pri. max. (Ω)	DCR Sec. max. (Ω)	Schem. Style	Primary Pins
T-16400	1CT:2CT & 1CT:2CT	1.20 & 1.20	15 & 15	1.00 & 1.00	1.70 & 1.70	A	12-10, 4-6
T-16401	1CT:2CT & 1:1.36CT	1.60 & 1.60	15 & 15	1.70 & 1.70	2.00 & 1.70	B	12-10, 4-6
T-16402	1:1.15CT & 1CT:2CT	1.50 & 1.20	15 & 15	1.00 & 1.00	1.00 & 1.70	D	12-10, 4-6
T-16403	1:1/1.26 & 1CT:2CT	1.50 & 1.20	15 & 15	1.00 & 1.00	1.10 & 1.70	E	12-10, 4-6
T-16404	1:2CT & 2:1	1.60 & 1.60	15 & 15	1.10 & 1.10	1.10 & 0.70	F	1-3, 4-6
T-16405	1CT:1CT & 1CT:1CT	1.20 & 1.20	15 & 15	1.00 & 1.00	1.00 & 1.00	A	1-3, 4-6
T-16406	1CT:1.15CT & 1CT:1.15CT	1.20 & 1.20	15 & 15	1.20 & 1.20	1.40 & 1.40	A	1-3, 4-6
T-16407	1CT:1CT & 1CT:2CT	1.20 & 1.20	15 & 15	1.20 & 1.20	1.20 & 1.80	A	12-10, 4-6
T-16408	1CT:1.15CT & 1CT:1CT	1.50 & 1.50	15 & 15	1.00 & 1.00	1.10 & 1.00	A	12-10, 4-6
T-16409	1CT:1.36CT & 1CT:1.36CT	1.20 & 1.20	15 & 15	1.20 & 1.20	1.40 & 1.40	A	1-3, 4-6
T-16410	1CT:1.41CT & 1CT:1.41CT	0.80 & 0.80	15 & 15	1.00 & 1.20	1.00 & 1.20	A	12-10, 9-7
T-16411	1CT:2.3CT & 1CT:2CT	1.20 & 1.20	15 & 15	1.20 & 1.20	2.10 & 2.10	A	12-10, 4-6
T-16412	1CT:2CT & 1CT:2CT	1.20 & 1.20	15 & 15	0.70 & 0.70	1.20 & 1.20	A	12-10, 4-6
T-16413	1CT:2CT & 1:1.36CT	1.20 & 1.20	15 & 15	0.70 & 0.70	1.20 & 0.90	B	12-10, 4-6
T-16414	1:2CT & 1:1.14CT	1.20 & 1.20	15 & 15	0.70 & 0.70	1.20 & 0.90	E	12-10, 4-6
T-16415	1CT:2CT & 1:1	1.20 & 1.20	15 & 15	0.70 & 0.70	1.20 & 0.70	C	1-3, 4-6
T-16416	1:1.15CT & 1CT:2CT	1.20 & 1.20	15 & 15	0.70 & 0.70	0.90 & 1.20	D	12-10, 4-6
T-16417	1:1/1.26 & 1:2CT	1.50 & 1.20	15 & 15	0.70 & 0.70	0.90 & 1.20	E	12-10, 4-6
T-16418	1CT:2CT & 1:1.08CT	1.50 & 1.20	15 & 15	0.70 & 0.70	1.10 & 0.70	B	12-10, 4-6
T-16419	1:1/1.26 & 1:1/1.26	1.50 & 1.50	15 & 15	0.80 & 0.80	1.00 & 1.00	G	12-10, 9-7

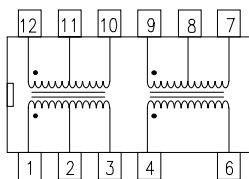
1. ET-Product 10 V-μsec minimum.

2. OCL @ Pri., 100 mV & 100 kHz

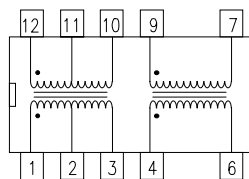
Schematic "A"



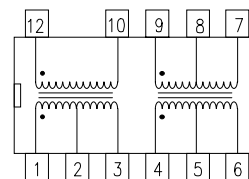
Schematic "B"



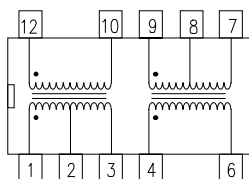
Schematic "C"



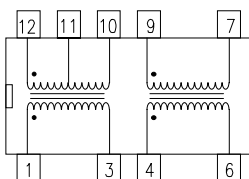
Schematic "D"



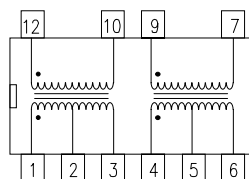
Schematic "E"



Schematic "F"

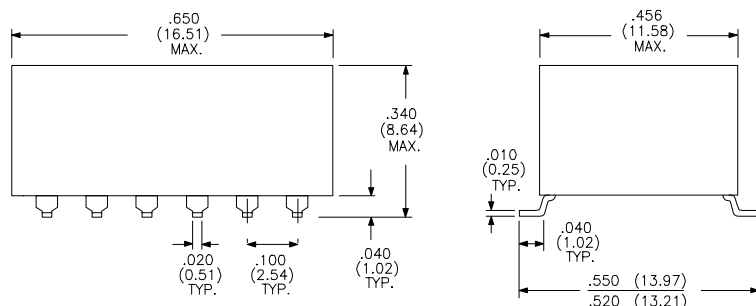


Schematic "G"



**PARTS SHIPPED IN
ANTI-STATIC TUBES**

**TAPE & REEL
AVAILABLE**



Dimensions in
inches (mm)

Unused Pins
Not Provided

Specifications subject to change without notice.

For other values & Custom Designs, contact factory.

T1SM12G3