

# Low Pass Filters

3 Pole & 7 Pole / 50 Ω & 100 Ω  
Equal Termination, Butterworth Type

For Analog, Video and  
Communication signals

FCC & VDE EMI Filtering

10BaseT & Lan Applications

## Custom Designs Available

Cut-off Frequencies from  
500 Khz to 500 MHz

Impedances from 50 Ω to 400 Ω

Filter Types include:

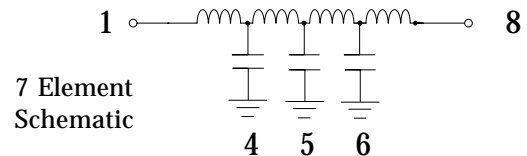
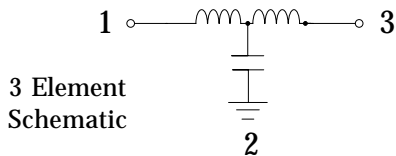
Low Pass      High Pass  
Band Pass      Band Rejection

Alignments include:

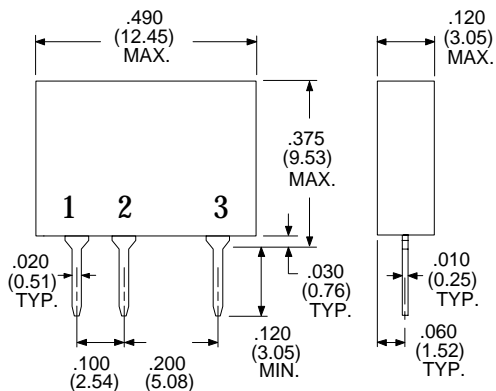
Butterworth      Chebyshev  
Bessel              Elliptical

## Electrical Specifications at 25°C

Part Number	Impedance (Ohms)	Cut-Off Freq. (MHz)	Insertion Loss (dB)	Order <i>n</i>	Package Type
F-3400	50	0.5	0.3	3	SIL2
F-3401	50	1.0	0.3	3	SIL2
F-3402	50	2.5	0.3	3	SIL2
F-3403	50	5.0	0.3	3	SIL2
F-3404	50	10.0	0.3	3	SIL2
F-3405	50	50.0	0.3	3	SIL2
F-3406	50	100	0.3	3	SIL2
F-3407	50	0.5	0.3	7	5-Pin SIP
F-3408	50	1.0	0.3	7	5-Pin SIP
F-3409	50	2.5	0.3	7	5-Pin SIP
F-3410	50	5.0	0.3	7	5-Pin SIP
F-3411	50	10.0	0.3	7	5-Pin SIP
F-3412	50	50.0	0.3	7	5-Pin SIP
F-3413	50	100	0.3	7	5-Pin SIP
F-3414	100	0.5	0.3	3	SIL2
F-3415	100	1.0	0.3	3	SIL2
F-3416	100	2.5	0.3	3	SIL2
F-3417	100	5.0	0.3	3	SIL2
F-3418	100	10.0	0.3	3	SIL2
F-3419	100	50.0	0.3	3	SIL2
F-3420	100	100	0.3	3	SIL2
F-3421	100	0.5	0.3	7	5-Pin SIP
F-3422	100	1.0	0.3	7	5-Pin SIP
F-3423	100	2.5	0.3	7	5-Pin SIP
F-3424	100	5.0	0.3	7	5-Pin SIP
F-3425	100	10.0	0.3	7	5-Pin SIP
F-3426	100	50.0	0.3	7	5-Pin SIP
F-3427	100	100	0.3	7	5-Pin SIP



"SIL2" PACKAGE  
(3 Pole)



Dimensions in  
inches (mm)

5-Pin SIP Package  
(7 Pole)

