

# DDS Applications Pulse Transformers

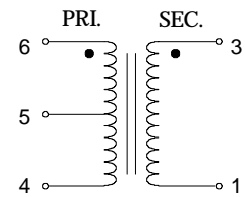
Compatible with Level One  
transceiver ICs  
Low Profile "Touch Tone" Designs  
Surface Mount Designs

Designed to meet the requirements  
of Bellcore TR-NWT-000499,  
Synchronous Digital Data  
Interface-64 Kbps and Subrates

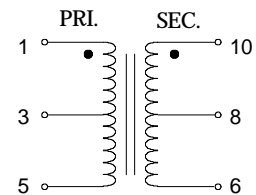
Electrical Specifications at 25°C

Parameter		T-710	T-997 *	T-998 *	Units
Turns Ratio		1:1 ± 1%	1:1 ± 1%	1:1 ± 1%	
Pri. Impedance	100 Ω on Sec.	135	135	143	Ω
Longitudinal Balance	200 - 1000 Hz 15 kHz	60 min. 40 min.	40 typ. 35 typ.	40 typ. 35 typ.	dB dB
Pri. DC Resistance		19.5 max.	18.2 typ.	2.9 typ.	Ω
Sec. DC Resistance		19.5 max.	18.2 typ.	5.9 typ.	Ω
Frequency Response	100Hz - 112kHz	1.0 typ.	1.0 typ.	---	dB
Frequency Response	1 kHz - 200kHz	---	---	1.0 max.	dB
Insertion Loss	10kHz	1.25 max.	1.25 typ.	0.50 typ.	dB
Isolation (HI-POT)		1500	1875	1875	V <sub>RMS</sub>
Primary DC		0	0	0	mA
Inductance	1 kHz & 1V <sub>RMS</sub>	200 min.	200 min.	40 min.	mH
Leakage Inductance	10 kHz & 0.5V <sub>RMS</sub>	43 max.	60 max.	40 max.	μH
Interwinding Capacitance	10 kHz & 1V <sub>RMS</sub>	65 max.	65 max.	65 max.	pF
Return Loss	100Hz to 100kHz	15 min.	15 typ.	---	dB
Return Loss	1 kHz - 200kHz	---	---	15 typ.	dB
Package Type		RS14X8	EP13 *	EP13 *	

T-710  
SCHEMATIC



T-997 & T-998  
SCHEMATIC

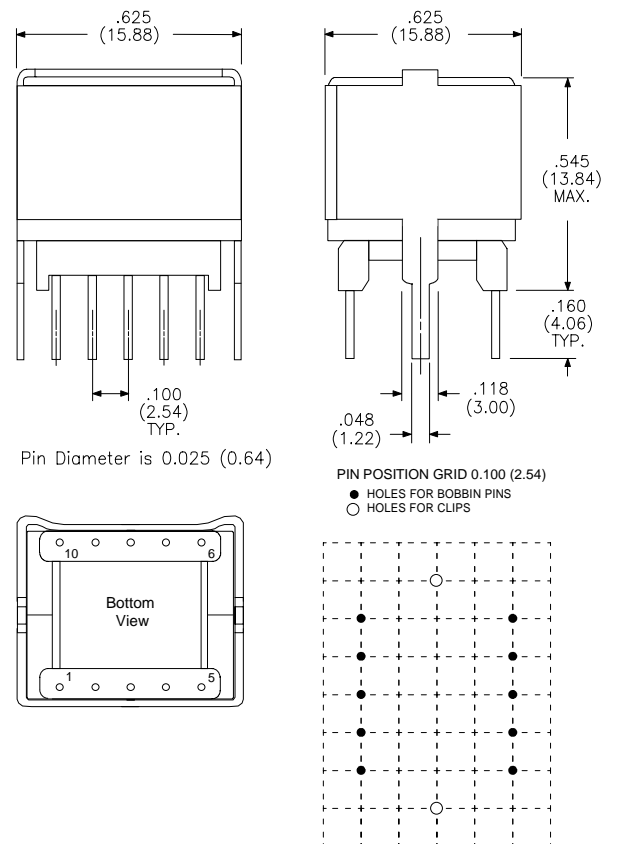


T-710 & T-997 Recommended for use with Level One LXT400 & LXT456

T-998 Recommended for use with Level One LXT441

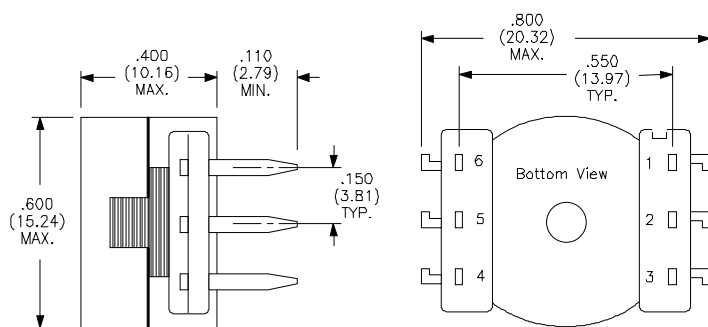
\* Surface Mount Version Available for T-997 & T-998.  
Add suffix "G" (i.e. T-997G or T-998G)  
See EP13-SMD drawing page 21 (T-976G)

T-997 & T-998: EP13 Package



## Physical Dimensions Inches (mm)

T-710: RS-1408 Package



Terminal Dimensions: .015 (.381) X .042 (1.07) Typical.

For Complete Details including  
PDF Catalogs & Data Sheets on this  
and other product families visit

[www.rhombus-ind.com](http://www.rhombus-ind.com)