

ATM Interface Transformers

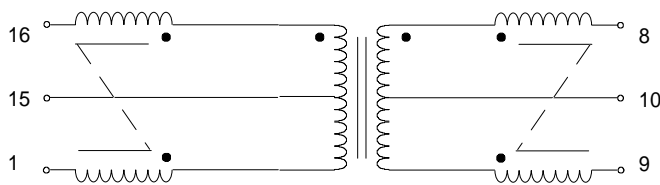
SMD versions available on Tape & Reel

Electrical Specifications at 25° C

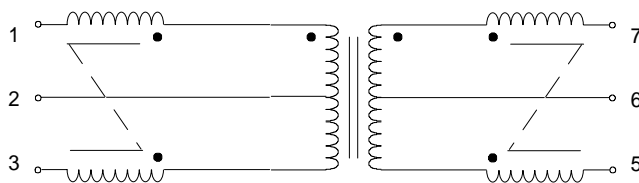
Part Number	Turns Ratio $\pm 3\%$	OCL Min. (μH)	L_L max. (μH)	Rise Time max. (ns)	$C_{w/w}$ max. (pF)	Isolation (V_{RMS})	Package Type
T-15600	1 : 1	350	0.4	3.0	15	1500	16-Pin
T-15601	1 : 1.41	350	0.4	3.0	15	1500	16-Pin
T-15602	1 : 1	350	0.5	3.0	20	1500	SIP
T-15603	1 : 1.41	350	0.5	3.0	20	1500	SIP

- Designed for 155Mbps ATM applications over UTP-5 cable
- Supports 100 Base-X and Twisted Pair FDDI
- Supports either transmit or receive channels
- IEEE 802.3 Compatible
- Low common mode emissions
- Fast Rise Times

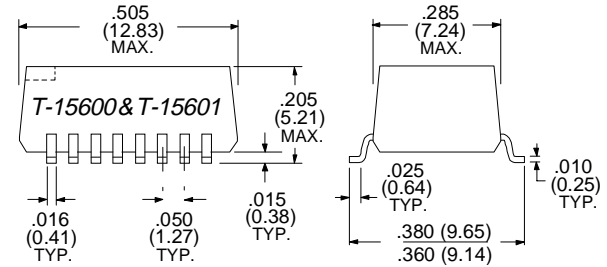
SCHEMATICS



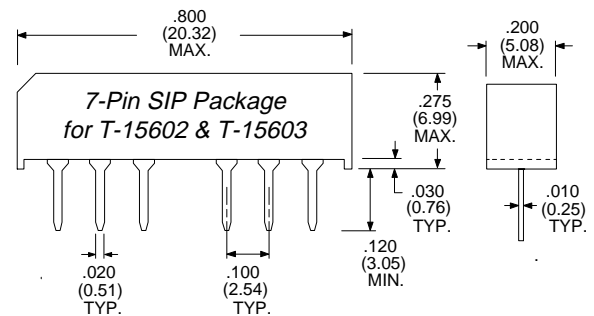
T-15600 & T-15601



T-15602 & T-15603



Dimensions in Inches (mm)



Fibre Channel Transformers

Electrical Specifications at 25° C

Part Number	Turns Ratio $\pm 3\%$	OCL min. (μH)	L_L max. (μH)	DCR max. (Ω)	Bit Rate (Mbaud)	Isolation (V_{RMS})
T-15400	1 : 1	7.5	0.10	0.30	133	1500
T-15401	1 : 1	60	0.15	0.30	133	1500
T-15402	1 : 1	12	0.25	0.30	266	1500
T-15403	1 : 1	18	0.10	0.30	266	1500

Wide Bandwidth

75 Ω or 150 Ω Models

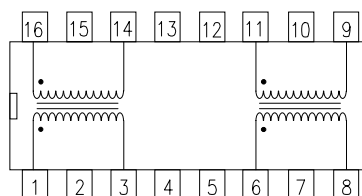
Optimized for specific baud rates

ANSI X3T9.3 Compatible (Draft Proposal)

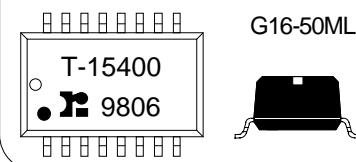
Dual package containing both transmit and receive transformers

Surface Mount 50 mil 16-Pin Package

SCHEMATICS



16-Pin 50mil Package as shown above.



Part Number	Frequency Response (± 3 dB)	Cable Impedance (Ω)
T-15400	1 MHz - 266 MHz	75
T-15401	1 MHz - 266 MHz	150
T-15402	3 MHz - 532 MHz	75
T-15403	3 MHz - 532 MHz	150

Specifications subject to change without notice.

For other values & Custom Designs, contact factory.

ATM - 4/99