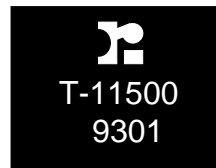
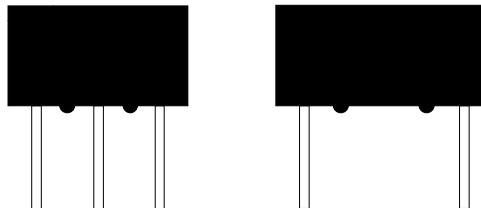


# ARCNET & IEEE 802.4 Isolation Transformers



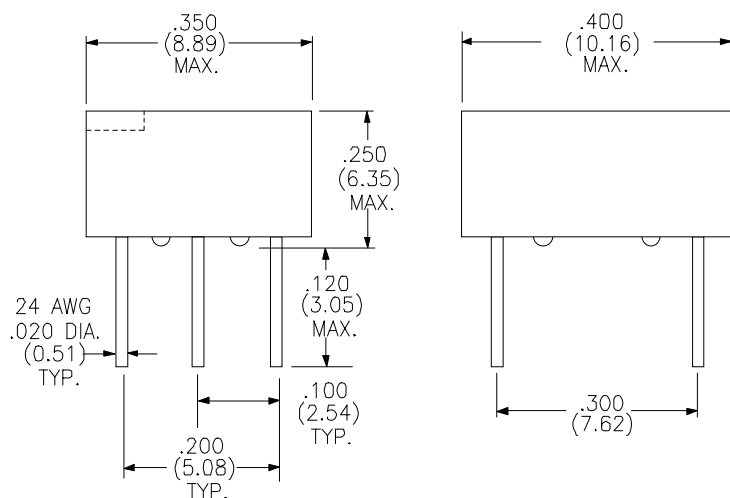
Through Hole Package  
60/40 fused leads for ease of solderability  
Custom Designs Available  
10 ns Risetime Maximum



## ELECTRICAL SPECIFICATIONS AT 25° C

PART NUMBER	TURNS RATIO (±5%)	OCL (μH min.)	PRI-SEC Cw/w (pf max.)	LEAKAGE INDUCTANCE (μH max.)	PRI. DCR (Ωmax.)	SEC. DCR (Ω max.)	SCHE-MATIC STYLE	PRIMARY PINS
T-11500	1:1.4CT	150	65	0.65	1.2	2.0	B	4-6
T-11501	1CT:1CT	1700	85	0.85	1.8	1.8	A	
T-11502	1:1CT	100	60	0.60	1.1	1.1	B	4-6
T-11503	1CT:1CT	147	65	0.65	1.2	1.2	A	

6 Pin DIL Package  
Dimensions in inches (mm)



SCHEMATICS

