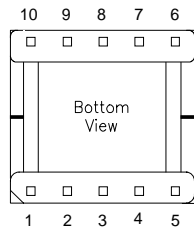
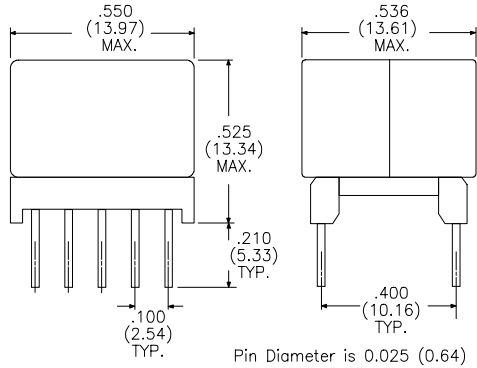


EP13 Package
 Available in Surface Mount
 Add suffix "G" to part number



Electrical Specifications at 25°C

P/N (EP13 Type)	T-1115	T-1116	T-1117	T-1118	T-1119	Units
Turns Ratio $\pm 2\%$ (Pins 7-9 : 1-5)	1:2.24	1:1.2	1.8:1	1:1	1:1	
Inductance $\pm 7\%$ Device Side (Pri.)	0.36	1.25	5.83	1.8	0.37	mH
Leakage Inductance	13	13	20	20	11	μ H
DC Resistance Pri.	0.3	1.2	8.0	1.0	2.2	Ω
DC Resistance Sec.	0.8	1.3	1.3	1.3	1.8	Ω
Longitudinal Balance (Min)	50	50	50	50	50	dB
Isolation (Min.)	1500	1500	1500	1500	1500	V _{RMS}

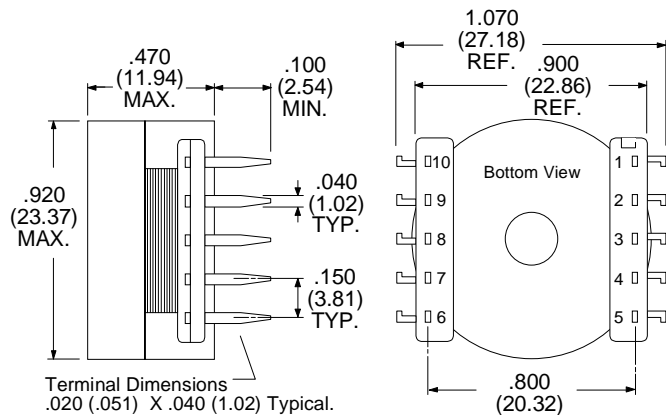
ADSL Line Interface Transformers

For Designs using Globespan "CAP" Technology,
 Please inquire for proper transformer selection

For Complete Details including
 PDF Catalogs & Data Sheets on this
 and other product families visit

www.rhombus-ind.com

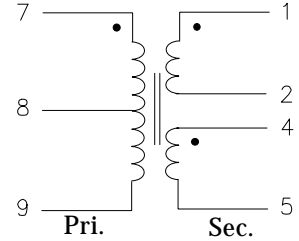
ADSL Transformers Low Profile "Touch Tone" Design Surface Mount Versions Available



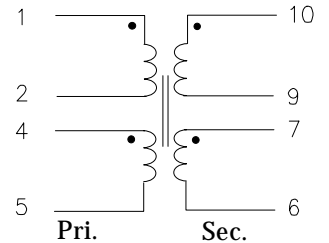
RS23X11 Package

Available in Surface Mount
 Add suffix "G" to part number
 (Refer to SMD package drawing page 23)

Schematic for EP13 Type



**Schematic
 RS23X11**



Electrical Specifications at 25°C

Parameters (RS2311 Type)	P/NT-726	P/NT-727	Units
Turns Ratio $\pm 3\%$	1 : 1	1 : 0.714	
Inductance $\pm 5\%$	367	475	μ H
Leakage Inductance max.	20	20	μ H
Interwinding Capacitance	30	30	pF
Primary DC Resistance	0.85	1.6	Ω
Secondary DC Resistance	1.0	3.8	Ω
Isolation (HI-POT)	3000	3000	V _{RMS}
Primary DC	80	80	mA