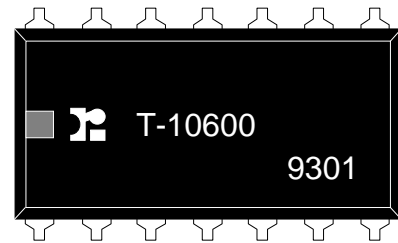
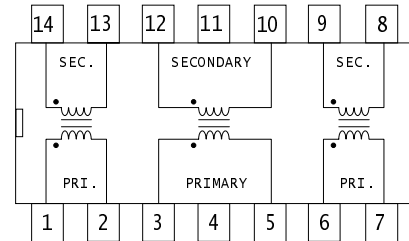


General Purpose Triple Package Transformers



High Isolation 2000Vrms (T-107XX SERIES)
Fast Rise Times
Auto-Insertable Transfer Molded DIP
Surface Mount Versions (Add Suffix "G" to P/N)

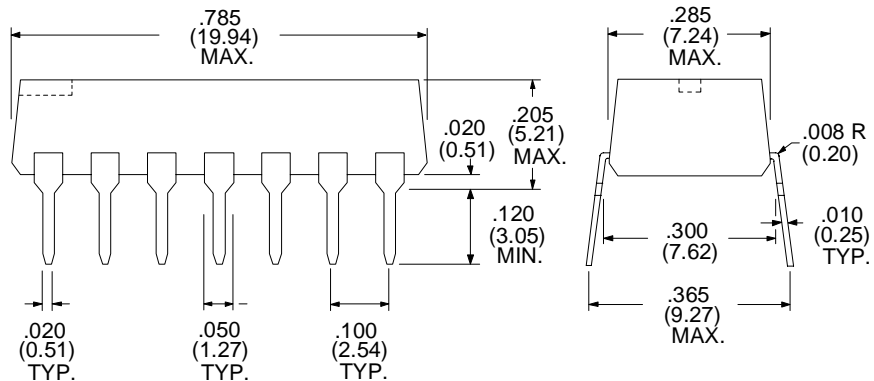
SCHEMATIC DIAGRAM



ELECTRICAL SPECIFICATIONS AT 25° C

Isolation (Min.) 500 V _{RMS} Part No.	Turns Ratio (±5%)	OCL (μH) (±20%)	E-T VμS min.	Rise Time (ns max)	Pri./Sec. C _{www} (pF max)	L _L (μH) max.	DCR (Ω) max.
2000 V _{RMS} Part No.							
T-10600	T-10700	1:1	30	1.8	3.0	8	.20
T-10601	T-10701	1:1	35	1.8	3.0	8	.20
T-10602	T-10702	1:1	50	2.1	3.0	9	.20
T-10603	T-10703	1:1	75	2.3	3.0	10	.25
T-10604	T-10704	1:1	80	2.3	3.0	10	.25
T-10605	T-10705	1:1	100	2.7	3.5	10	.25
T-10606	T-10706	1:1	150	3.0	3.5	12	.30
T-10607	T-10707	1:1	200	3.5	3.5	15	.40
T-10608	T-10708	1:1	250	3.5	3.5	15	.40

14 Pin DIP Package
Dimensions in inches (mm)



14 Pin Gull Wing Package
Dimensions in inches (mm)

