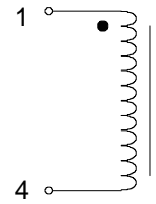


# Low Power Inductors

Designed for General Purpose Applications such as Low Power Ripple Filters, or where Inductance Stability with variation in load currents is required.

Horizontal and Vertical Package Styles

Schematic

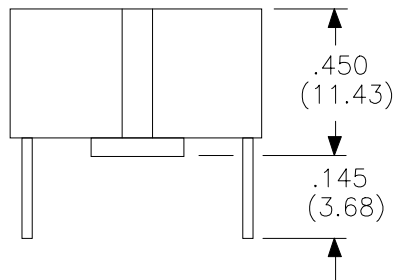
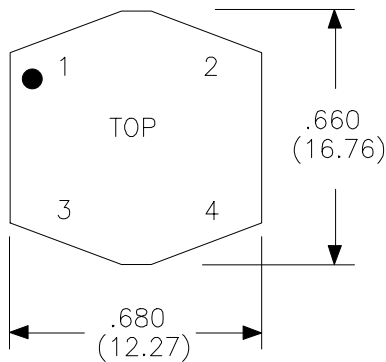


Electrical Specifications at 25°C

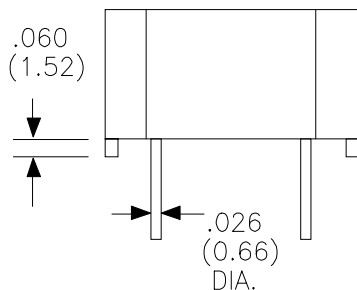
Horiz. Part Number	Vert. Part Number	L Typ. (μH)	I * DC (Amps)	ET Typ. (V-μS)	DCR Max. (Ω)	Energy Typ. (μJ)	Test Volts 1 kHz (No DC) (mV)
L-11500	L-11520	150	1.70	80	0.36	215	50
L-11501	L-11521	220	1.50	90	0.38	240	70
L-11502	L-11522	330	1.00	100	0.74	165	80
L-11503	L-11523	470	0.90	120	1.10	190	100
L-11504	L-11524	680	0.85	175	1.25	245	120
L-11505	L-11525	820	0.75	175	2.30	230	130
L-11506	L-11526	1000	0.50	175	2.40	125	140

\* Rated for 40°C Temp. Rise  
Operating Temperature Range:  
-40°C to +85°C

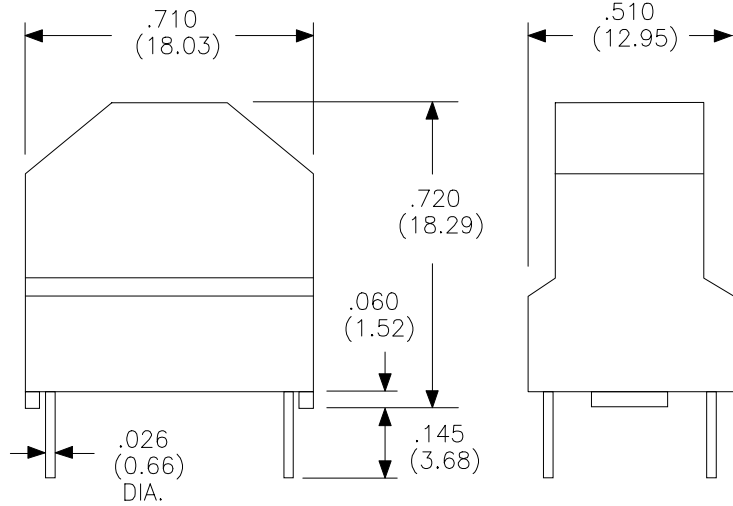
Physical Dimensions inches (mm)



Horizontal



Vertical



Footprint (Horiz. & Vert.)

