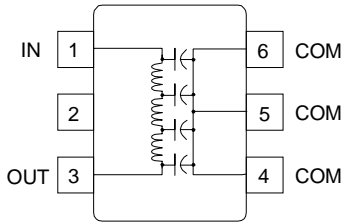


SH6G Series Mini 6-Pin SMD Passive Delay Modules

SH6G Schematic

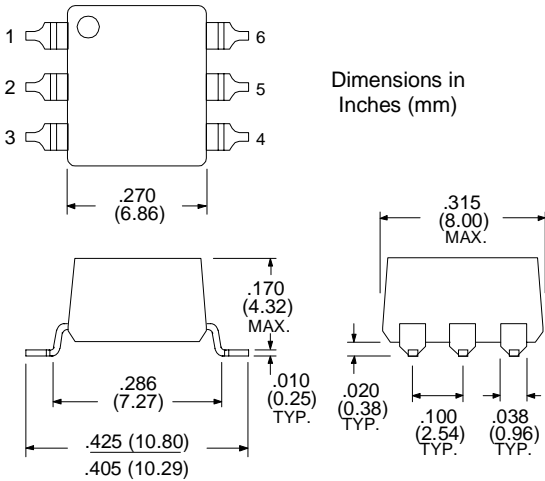


- Low Distortion LC Network
- Stable Delay vs. Temperature: 100 ppm/°C
- Operating Temperature Range -55°C to +125°C
- Standard Impedances: 50, 75, 100 Ω
For other impedances (up to 500Ω) visit web page or contact factory
- DIP version available: SH6D Series

Electrical Specifications at 25°C^{1,2,3,4}

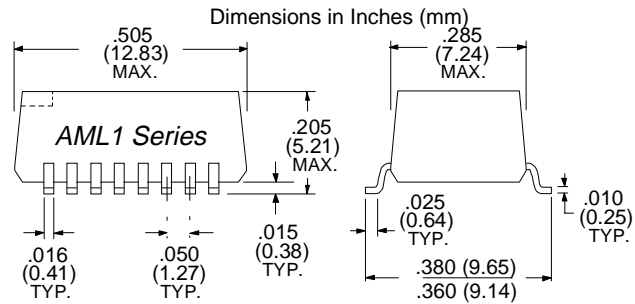
Delay (ns)	Rise Time 10%-90% max. (ns)	DCR max. (Ohms)	50 Ohm Part Number	75 Ohm Part Number	100 Ohm Part Number
1.0 ± .20	0.70	0.35	SH6G-0105	SH6G-0107	SH6G-0101
1.5 ± .20	0.80	0.35	SH6G-0155	SH6G-0157	SH6G-0151
2.0 ± .20	0.90	0.35	SH6G-0205	SH6G-0207	SH6G-0201
2.5 ± .25	1.00	0.40	SH6G-0255	SH6G-0257	SH6G-0251
3.0 ± .30	1.20	0.40	SH6G-0305	SH6G-0307	SH6G-0301
4.0 ± .40	1.50	0.45	SH6G-0405	SH6G-0407	SH6G-0401
5.0 ± .40	1.80	0.50	SH6G-0505	SH6G-0507	SH6G-0501
6.0 ± .40	2.20	0.55	SH6G-0605	SH6G-0607	SH6G-0601
7.0 ± .40	2.40	0.55	SH6G-0705	SH6G-0707	SH6G-0701
7.5 ± .40	2.50	0.60	SH6G-0755	SH6G-0757	SH6G-0751
8.0 ± .40	2.60	0.75	SH6G-0805	SH6G-0807	SH6G-0801
9.0 ± .50	2.80	0.75	SH6G-0905	SH6G-0907	SH6G-0901
10.0 ± .60	3.00	0.80	SH6G-1005	SH6G-1007	SH6G-1001
12.0 ± .60	3.30	0.85	SH6G-1105	SH6G-1107	SH6G-1101

1. Rise Times are measured 20% to 80% points.
2. Delay Times measured at 50% points of leading edge.
3. Impedance, Z_o, tolerance ± 10 %
4. Output terminated to ground through R_L = Z_o

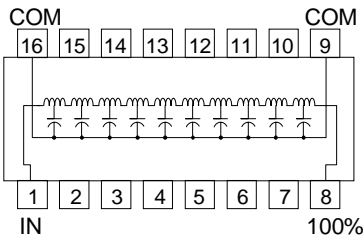


AML1 Series Mini 16-Pin 50-mil SMD Passive Delay Modules

- Low Distortion LC Network
- Stable Delay vs. Temperature: 100 ppm/°C
- Operating Temp. Range -55°C to +125°C
- Standard Impedances: 50, 75, 100 Ω
For other impedances (up to 500Ω) visit web page or contact factory



AML1 Schematic



Electrical Specifications at 25°C^{1,2,3,4} (refer to Notes 1-4 above)

Delay (ns)	Rise Time 20% - 80% max. (ns)	DCR max. (Ohms)	50 Ohm Part Number	75 Ohm Part Number	100 Ohm Part Number	200 Ohm Part Number
1.0 ± .20	1.6	.20	AML1-1-50	AML1-1-75	AML1-1-10	AML1-1-20
1.5 ± .20	1.6	.30	AML1-1P5-50	AML1-1P5-75	AML1-1P5-10	AML1-1P5-20
2.0 ± .20	1.6	.40	AML1-2-50	AML1-2-75	AML1-2-10	AML1-2-20
2.5 ± .20	1.6	.50	AML1-2P5-50	AML1-2P5-75	AML1-2P5-10	AML1-2P5-20
3.0 ± .20	1.7	.60	AML1-3-50	AML1-3-75	AML1-3-10	AML1-3-20
4.0 ± .20	1.7	.70	AML1-4-50	AML1-4-75	AML1-4-10	AML1-4-20
5.0 ± .25	1.8	.80	AML1-5-50	AML1-5-75	AML1-5-10	AML1-5-20
6.0 ± .30	2.0	.85	AML1-6-50	AML1-6-75	AML1-6-10	AML1-6-20
7.0 ± .30	2.2	.90	AML1-7-50	AML1-7-75	AML1-7-10	AML1-7-20
8.0 ± .30	2.4	.95	AML1-8-50	AML1-8-75	AML1-8-10	AML1-8-20
9.0 ± .30	2.6	1.10	AML1-9-50	AML1-9-75	AML1-9-10	AML1-9-20
10 ± .30	2.8	1.20	AML1-10-50	AML1-10-75	AML1-10-10	AML1-10-20
12 ± .50	3.2	1.50	AML1-12-50	AML1-12-75	AML1-12-10	AML1-12-20
15 ± .70	3.8	1.70	AML1-15-50	AML1-15-75	AML1-15-10	AML1-15-20
20 ± 1.0	4.8	2.00	AML1-20-50	AML1-20-75	AML1-20-10	AML1-20-20

Specifications subject to change without notice.

For other values & Custom Designs, contact factory.

www.rhombus-ind.com • sales@rhombus-ind.com • TEL: (714) 898-0960 • FAX: (714) 896-0971