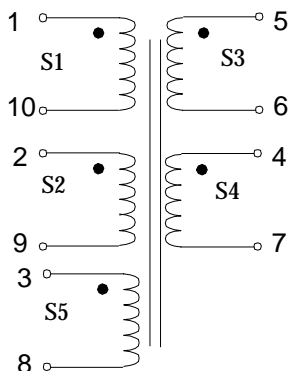


Transformer Flyback

Schematic Diagram

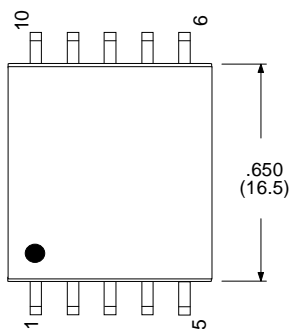


Parameter	Min.	Typ.	Max.	Units
Primary Inductance Pins 1-10, All others windings open		129.6		μ H
Isolation Voltage: S1 + S2, to S5 + S3 to S4 (S1 + S2 + S5) to (S3 + S4)	600 1500			VAC VAC
Resistance pins (1-10)		0.40		ohms
Resistance pins (2-9)		0.40		ohms
Resistance pins (4-7)		0.25		ohms
Resistance pins (5-6)		.017		ohms
Resistance pins (3-8)		0.15		ohms

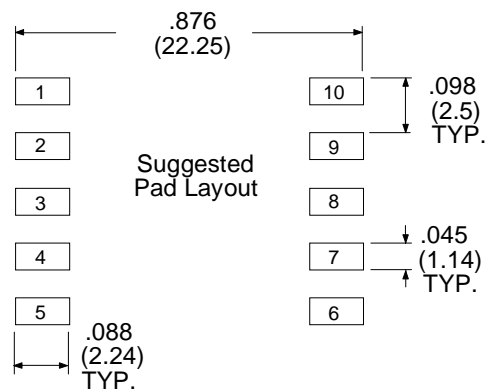
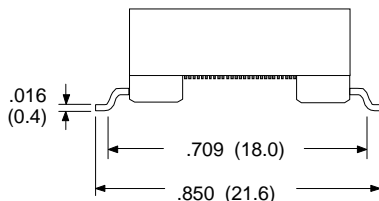
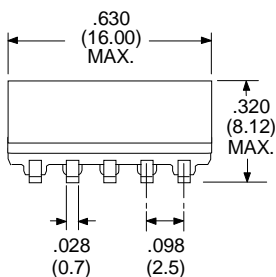
Operating Temperature Range: -40 to +120°C

Windings: S1 = 36 turns, 32 AWG
 S2 = 36 turns, 32 AWG
 S3 = 5 turns, Trifilar 30 AWG
 S4 = 28 turns, 30 AWG
 S5 = 8 turns, 32 AWG

Winding Sequence: S1, S2, S4, S3, S5



Dimensions in Inches (mm)



LEAD COPLANARITY: .005 (.127)

RHOMBUS P/N: T-979	
CUST P/N: 640-1116-12	NAME: PAIRGAIN
DATE: 11/24/98	SHEET: 1 of 1