

# 10BASE T ISOLATION TRANSFORMER

Turns Ratio ( $\pm 3\%$ )

1ct:1ct

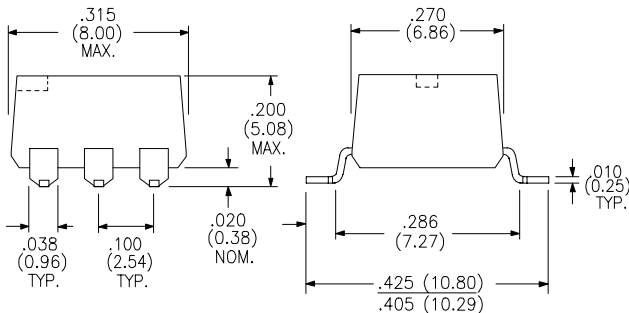
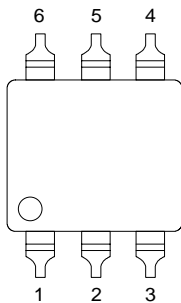
Flammability: Materials used in the production of these units meet requirements of UL94-VO and IEC 695-2-2 needle flame test.

PARAMETER	MIN.	MAX.	UNITS
<sup>1</sup> Open Circuit Inductance	100		$\mu\text{Hy}$
<sup>1</sup> Leakage Inductance		0.2	$\mu\text{Hy}$
<sup>1</sup> Interwinding Capacitance ( $C_{ww}$ )		10	pF
DC Resistance		0.3	ohms
Rise Time		2.7	ns
High Potential Test	2000		$V_{\text{RMS}}$
E T	2.7		$V\mu\text{S}$

Parts shipped in anti-static tubes. 55 pieces per tube

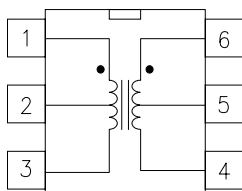
<sup>1</sup>Tested @ 100mV & 100.0 KHz

*Tape & Reel Available*



PHYSICAL DIMENSIONS  
All dimensions in inches (mm):

SCHMATIC DIAGRAM:



**RHOMBUS INDUSTRIES INC.**  
**FSCM NO. 16714**

RHOMBUS P/N: T-922G

CUST P/N:

NAME:

DATE: 5/20/97

SHEET: 1 OF 1