HYBRID Transformer

Electrical Specifications at 25°C

Parameter			Units
Impedance	PRI.	600	Ω
	SEC.	600	Ω
Turns Ratio		1:1	
Direct Current in Pri. (DCI)	maximum	90	mA
DC Resistance	PRI. ± 10%	75	Ω
	SEC. ± 10%	100	Ω
Insertion Loss	max., ref. 1 kHz	1.8	dB
Longitudinal Balance	Per FCC 68.310		dB
Frequency Response	500 Hz to 3500 Hz	± 1.3	dB
Frequency Response	300 Hz to 3500 Hz	± 2.5	dB
Distortion	Max	0.5%	
Power Level		+7	dBm
Isolation*	minimum	1500	V_{RMS}

*Sec. to core, hipot 1000 V_{RMS}

Schematic Diagram

Primary pins 1-6



Physical Dimensions
inches (mm)

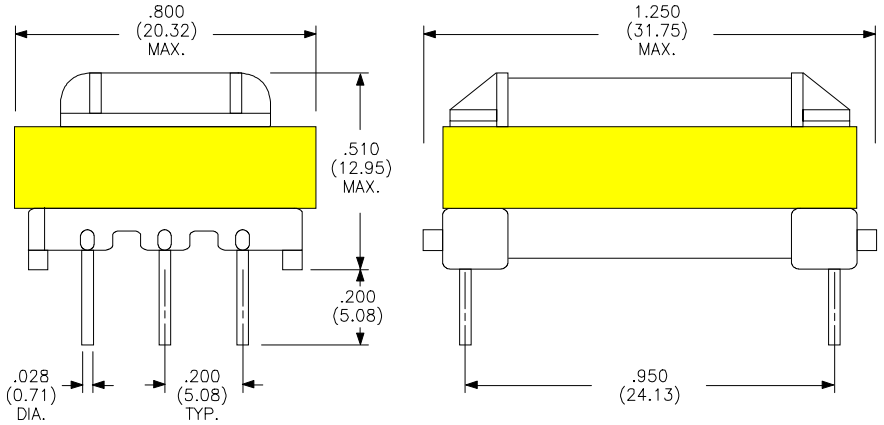

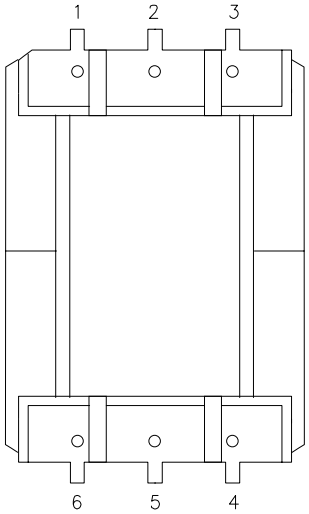

RHOMBUS P/N: **T-31200**	
CUST P/N:	NAME:
DATE: **02/28/97**	SHEET: 1 of 1

Rhombus Industries Inc.
Transformers & Magnetic Products

15801 Chemical Lane, Huntington Beach, CA 92649
Phone: (714) 898-0960
FAX: (714) 896-0971

www.rhombus-ind.com