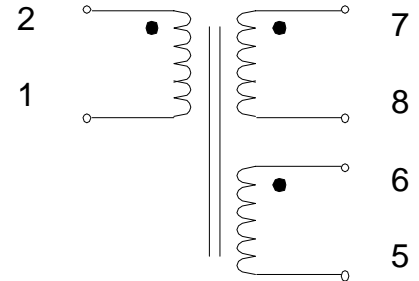


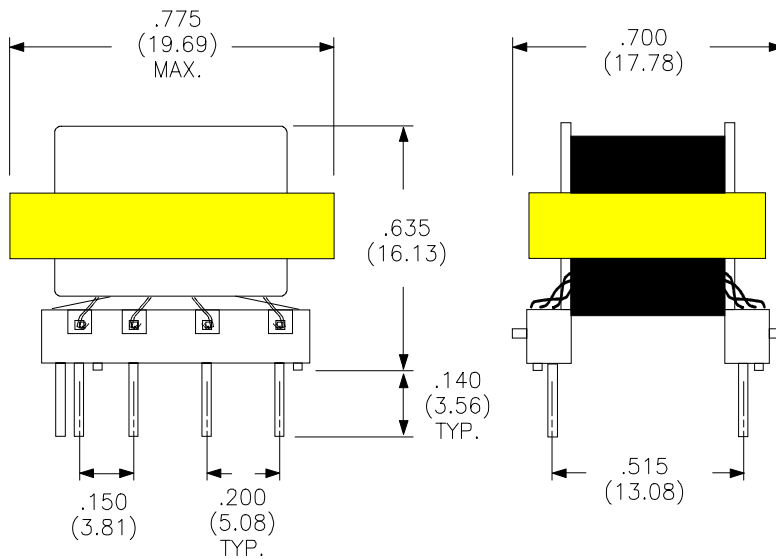
Fly Back Transformer

Turns Ratio		1 : 1.2 : 1.2		
Parameter	Min.	Typ.	Max.	Units
Inductance 1-2	59.4	66	72.6	μH
DC Resistance 1-2		32		$\text{m}\Omega$
DC Resistance 6-5		73		$\text{m}\Omega$
DC Resistance 7-8		73		$\text{m}\Omega$
Hi-Pot (1-2) to (6,5,7,8)	500			V_{RMS}

Schematic Diagram

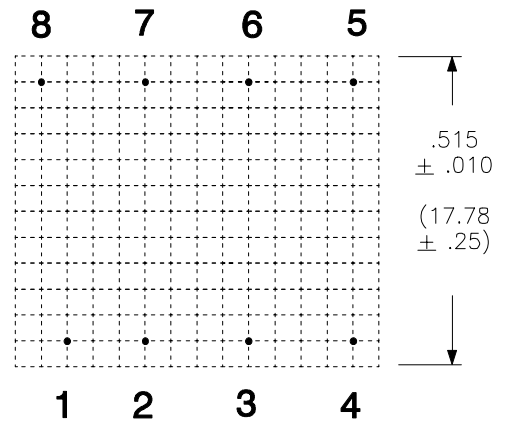


Physical Dimensions
inches (mm)



TOP VIEW

.050" Grid



Note: 150" Spacing Only
Between Pins 1 & 2

RHOMBUS P/N: **T-1408**

CUST P/N:

NAME:

DATE: **4/26/00**

SHEET: 1 of 1