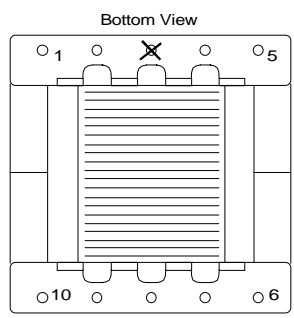
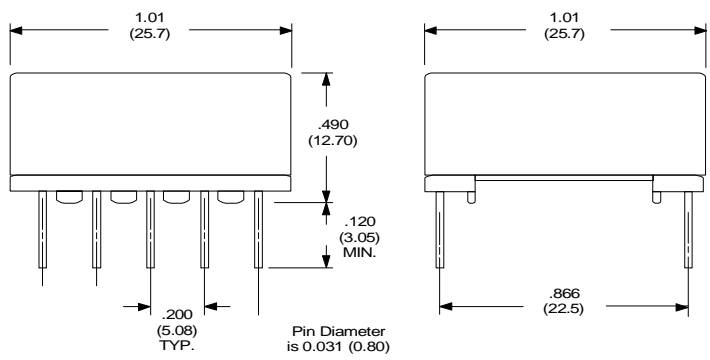
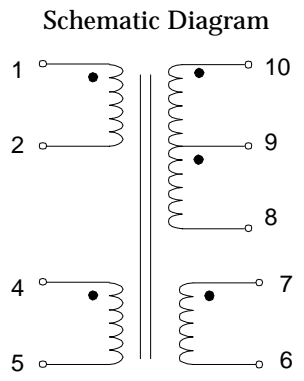


Turns Ratio $\pm 1\%$	1 : 1.50 : 0.50 : 1.20 : 1.20 (1-2) : (4-5) : (7-6) : (9-8) : (10-9)			
Parameter	Min.	Typ.	Max.	Units
Inductance Pins (1-2)		6.15		$\mu\text{H}$
DC Resistance Pins 1-2		16.0		$\text{m}\Omega$
DC Resistance Pins 4-5		700		$\text{m}\Omega$
DC Resistance Pins 7-6		47		$\text{m}\Omega$
DC Resistance Pins 9-8		101		$\text{m}\Omega$
DC Resistance Pins 10-9		105		$\text{m}\Omega$



**Pin #3 removed**

Materials used in construction of this component meet or exceed UL Class B and can be operated up to 130°C

Dimensions in Inches (mm)

RHOMBUS P/N: T-1397	
CUST P/N:	NAME:
DATE: 8/7/01	SHEET: