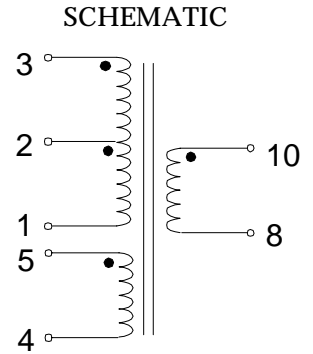


# TRANSFORMER

Turns Ratio (1-2):(2-3):(5-4):(10-8)    1 : 1 : 0.26 : 0.12  $\pm$ 1%

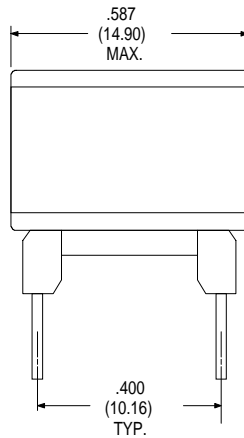
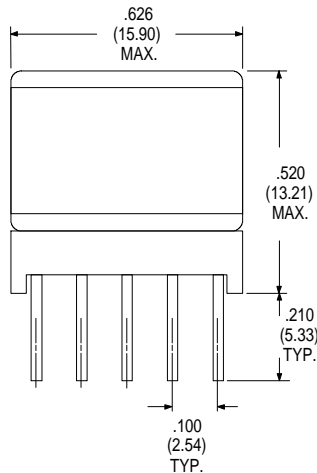
PARAMETER	MIN	TYP	MAX	UNITS
Inductance (1-3)	12.16	15.21	18.25	mH
DC Current			74	mA
DCR(1-3)		27.7	39.71	$\Omega$
DCR(5-4)		4.0	5.19	$\Omega$
DCR(10-8)		0.20	.24	$\Omega$
Isolation (1-5) to (8-10)	2500			$V_{RMS}$
Temperature Range	-40°C to +85°C			



**Test Conditions:**

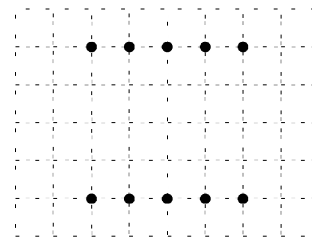
**Inductance & Leakage Inductance tested at 100mVRMS and 10 kHz**

**Dimensions in inches (mm):**

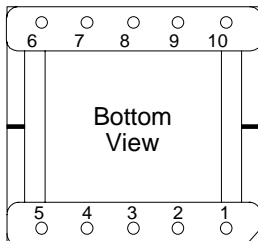


PIN POSITION GRID 0.100 (2.54)

● HOLES FOR BOBBIN PINS



Pin Diameter is 0.025 (0.64)



<b>RHOMBUS P/N: T-1367</b>	
CUST P/N:	NAME:
DATE: <b>6/6/00</b>	SHEET: