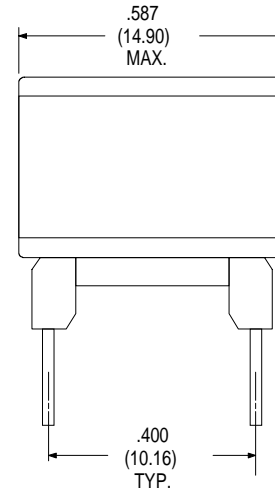
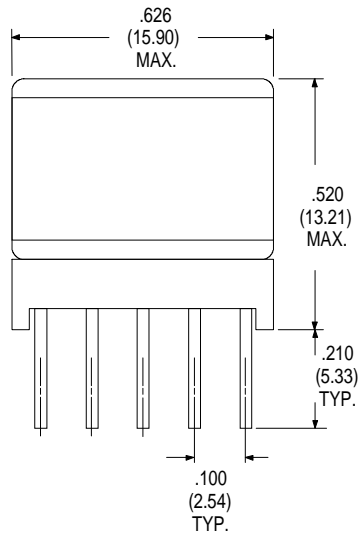


PARAMETER	MIN	TYP	MAX	UNITS
Inductance (1-5)	1.98	2.2	2.42	mH
Current			100	mA
DCR(1-5) or (6-10)		.70		Ω
Isolation (1-5) to (6-10)	600			V _{RMS}

Test Conditions:

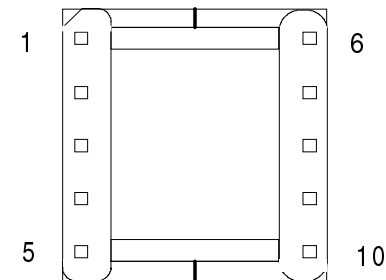
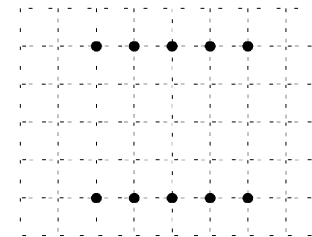
Inductance & Leakage Inductance tested at 100mVRMS and 10 kHz

Dimensions in inches (mm):



PIN POSITION GRID 0.100 (2.54)

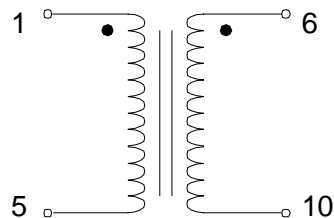
● HOLES FOR BOBBIN PINS



Pin Diameter is 0.025 (0.64)

**Unused Pins
Removed**

SCHEMATIC



RHOMBUS P/N: T-1363

CUSTOMER P/N:

NAME: