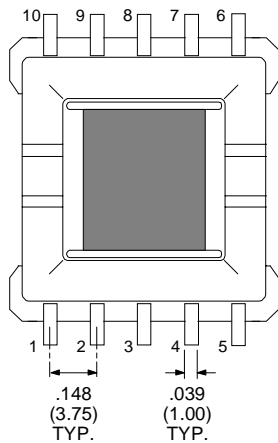
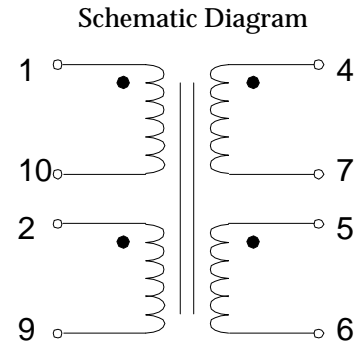
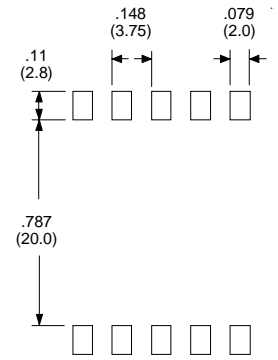
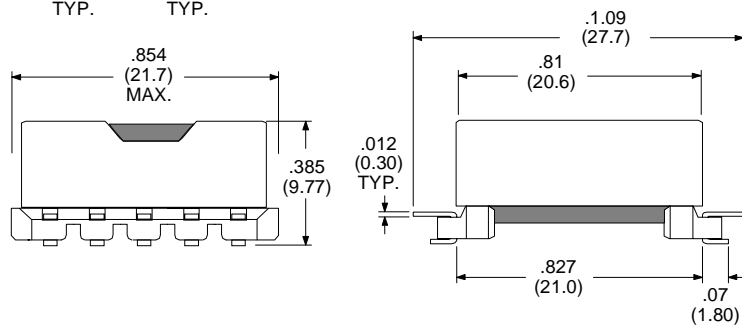


Power Transformer

Turns Ratio	1 : 2.625 : 2.125 : 2.125 ±2% (1-10):(2-9):(2.125):(2.125)			
Parameter	Min.	Typ.	Max.	Units
Inductance ¹ (1-10)		16.00		μH
DC Resistance (1-10)		93		mΩ
DC Resistance (2-9)		79.3		mΩ
DC Resistance (5-6)		88.5		mΩ
DC Resistance (4-7)		92.0		mΩ
Hi-Pot Primary to Secondary	1000			V _{RMS}



Dimensions in Inches (mm)



Suggested Solder Pad Layout

RHOMBUS P/N: T-1332

CUST P/N:

NAME:

DATE: 04/25/00

SHEET: