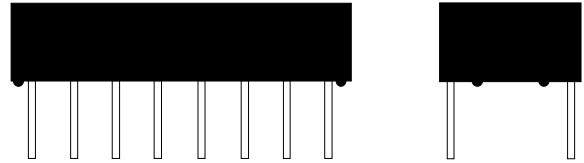


10 BASE-T Applications Isolation Transformers

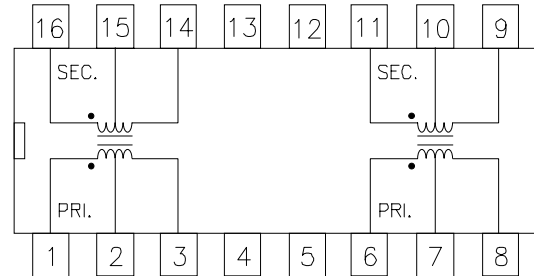


IEEE 802.3 Compatible

High Isolation 2000Vrms

DIL Style

SCHMATIC DIAGRAM

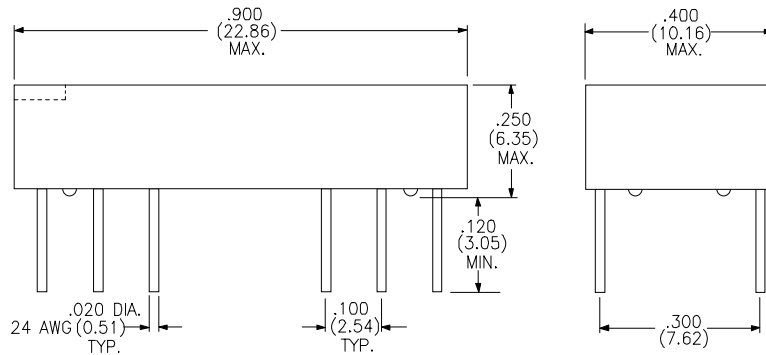


ELECTRICAL SPECIFICATIONS AT 25 °C

Part Number	Turns Ratio	OCL (μH min.)	Leakage (μH max.)	DCR (Ω max.)	C w/w (pF max.)	HI-POT Vrms
T-13051	1CT:1CT	200.0	0.3	0.30	25	2000

Open Circuit Inductance, Leakage Inductance, and Cw/w measured @ 100 KHZ, 20 mV

16 Pin DIP Package Dimensions in inches (mm)



RHOMBUS P/N: T-13051

CUST P/N:

NAME:

DATE: 07/02/98

SHEET: 1 OF 1

Specifications subject to change without notice.