

LINE INTERFACE TRANSFORMER

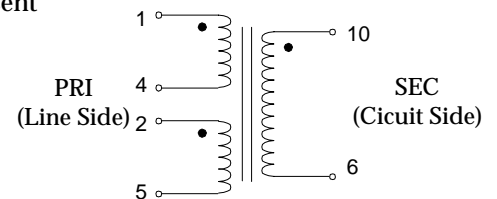
Turns Ratio (1-5, shorted 2, 4) : (10 - 6)	2 : 1 ± 2%			
Parameter	Min.	Typ.	Max.	Units
Inductance 1-5 (2,4 shorted)	1.8	2	2.2	mH
Hi-Pot Pin (1,5 to 10,6)	3000			V _{RMS}
Return Loss at 40 - 300kHz	16 (mid-band)		dB	
Return Loss at <40kHz	-20(low-band)		dB	
Return Loss at >300kHz	-20(high-band)		dB	
Longitudinal Balance at 0.5 - 300kHz	53(low-band)		dB	
Longitudinal Balance >300kHz	-20(high-band)		dB	
Insertion Loss at 40kHz	0.5		dB	
Frequency Response at 36 - 580kHz	±0.1		dB	
Total Harmonic Distortion ¹ at 36 kHz	-70		dB	
DC Current	60		mA	
Operating Temperature Range	-40° C to 85° C			

Reinforced Insulation
Per EN 41003/EN 60950

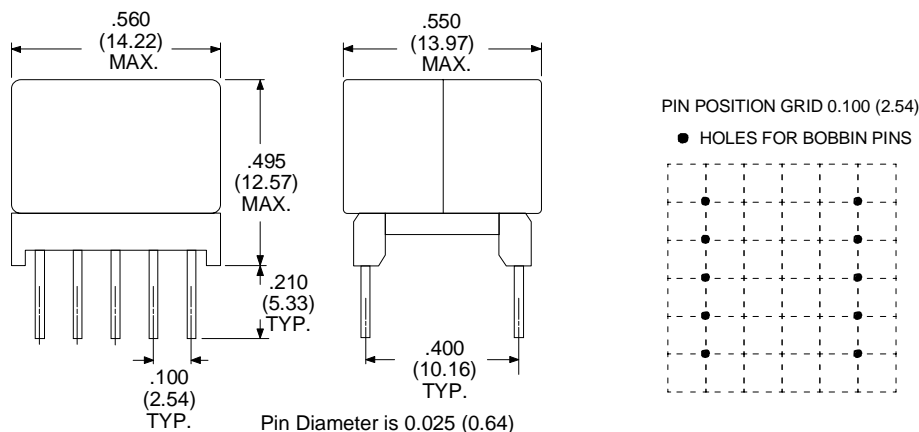
Designed for use with
Brooktree RS8973

Surface mount version of this
part available. Part# T-1273G

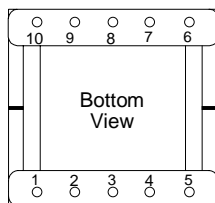
Schematic Diagram



1. Test condition: 14 dBm on line side (135 ohm load) with Dc current present (if applicable).



Physical Dimensions inches (mm)



Rhombus P/N: **T-1273**

Cust. P/N:

Name:

Date: **9/10/99**

Sheet: 1 of 1