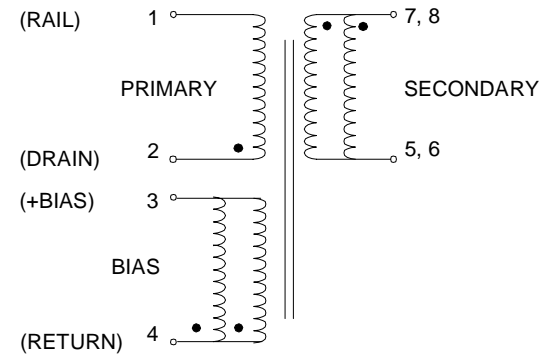


Flyback Transformer for TOP224P

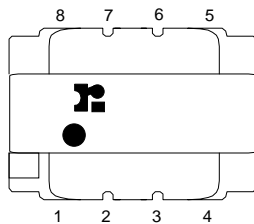
Turns Ratio	Bias (3-4) : Primary (2-1) Sec. #1 (8-7) : Primary (2-1)	1 : 8.375 ± 4% 1 : 8.375 ± 4%
-------------	---	----------------------------------

PARAMETER	MIN.	TYP.	MAX.	UNITS
Primary Inductance (2-1) ¹	585	650	715	μH
Pri. Leakage Ind. ¹ (Sec. Shorted)			35	μH
RD5 Circuit parameters :				
AC Line Voltage 47/400 Hz	85		265	Vac
Sec Output Voltage	11.4		12.6	Vdc
Output Power (Continuous)			20	W
Peak Output Power				W
Line Regulation (85 to 265Vac)		1		±%
Load Regulations 10-100%		1		±%
Ripple			60	±mV
Isolation Primary & Bias to Secondary	3000			V _{Rms}

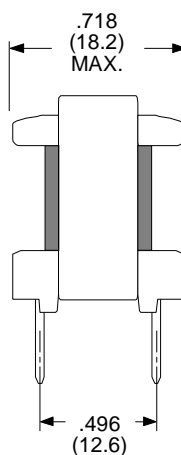
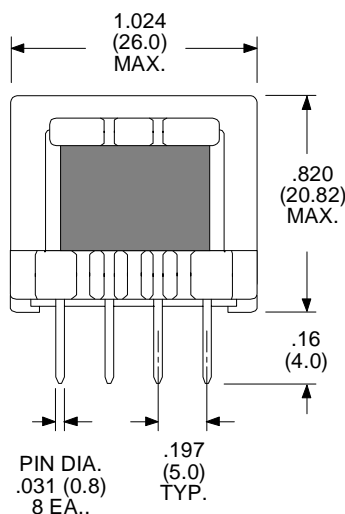
SCHEMATIC DIAGRAM



1. Voltage = 0.250 Vrms Frequency = 100 kHz

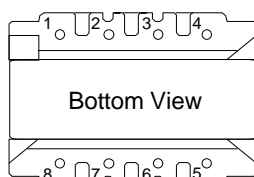


Physical Dimensions
inches (mm)



Materials used in construction of this component meet or exceed UL Class F (155°C)

Before core halves are assembled to bobbin, the Bottom half of core is wrapped with kapton tape to provide 6.2mm creepage, pin to core and core to pin.



RHOMBUS P/N: T-1230

CUST P/N:

NAME:

DATE: 4/21/99

SHEET: 1 of 1