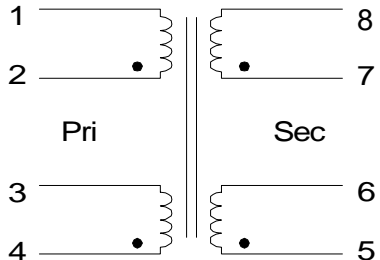


ISDN S Interface Transformer

Turns Ratio (± 2%)	1CT : 2.5CT*
----------------------	--------------

SCHEMATIC DIAGRAM

PARAMETER	MIN.	MAX.	UNITS
Open Circuit Inductance	22		mHy
Leakage Inductance		40	μHy
Interwinding Capacitance ($C_{w/w}$)		100	pF
Distributed Capacitance (C_d)		110	pF
Primary DC Resistance	2.13	2.88	ohms
Secondary DC Resistance	4.93	6.67	ohms
Isolation (HI-POT)	2.0K		V _{RMS}
TEST CONDITIONS: Oscillation Voltage = 700mV Oscillation Frequency = 10.0 KHz Inductance measured on Primary winding. Pins 1 - 4 (short 2 & 3).			



*Short Pins 2 & 3 and 6 + 7

MEETS THE PULSE WAVEFORM
TEMPLATE OF CCITT I.430.

Primary is Line Side

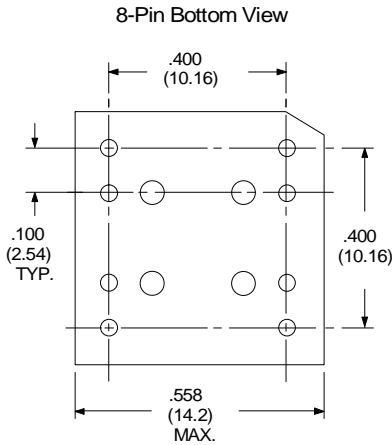
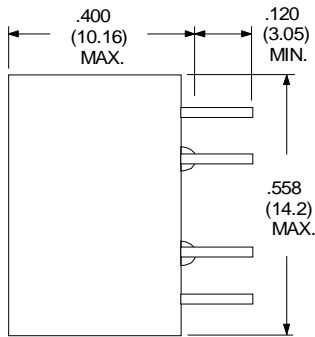
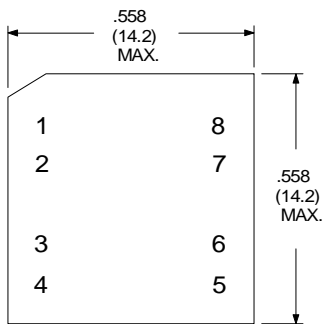
Unbalanced current at TE: $\Delta I_{dc} = 1 \text{ mA max.}$

Longitudinal Conversion Loss - 10KHz to 300
KHz: 60dB min.

Flammability: Materials used in the
production of these units are UL94-V0
and meet requirements of IEC 695-2-2
needle flame test.

Unused Pins Omitted

PHYSICAL DIMENSIONS inches (mm)



RHOMBUS P/N: T-10404	
CUST P/N:	NAME:
DATE: 12/09/98	SHEET: 1 OF 1