

# Common Mode Inductor For DC/DC Power supply

Single Layer Windings with Spacers specially designed by Rhombus Industries to provide 3mm Creepage and Clearance for International Safety Compliance.

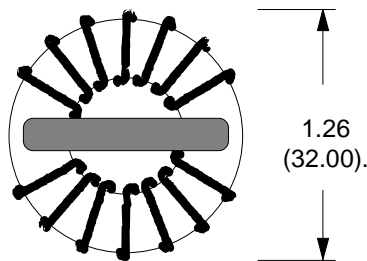
PARAMETER	MIN.	MAX.	UNITS
Inductance @ 0.20 Vrms / 1 kHz	1.30	1.98	mH
DCR Max. of each Winding		12	mΩ
RMS rated Current for 40°C rise.		10	A
Leakage Inductance		24	μH
Dielectric Strength	1250		Vrms
Creepage Between Windings	3.0		mm

*Operating Temperature:* These parts are made with materials rated for 130°C minimum, and these components can be safely operated up to 130°C. \*

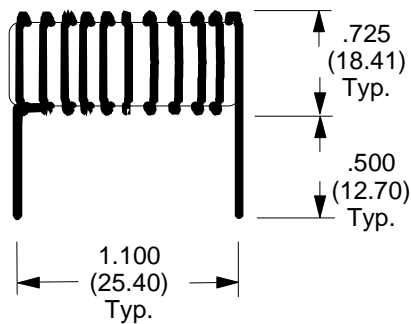
\* AMBIENT + TEMPERATURE RISE. In addition, inductance will be effected by an increase in temperature. Typically:

20% increase to 50°C  
40% increase to 100°C  
65% increase to 130°C

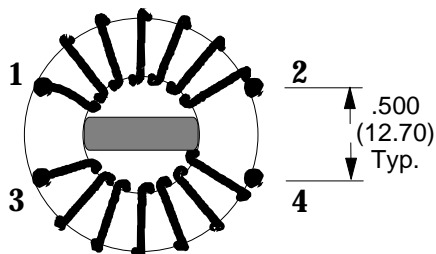
DO NOT EXCEED RATED RMS CURRENT.



Physical Dimensions - inches (mm)

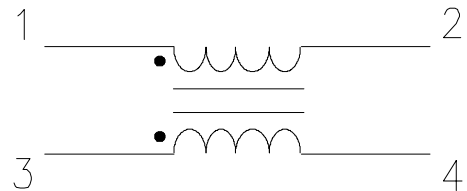


Leads Stripped to within 0.062 (1.58) of the coil.



LEADS ARE #16 AWG  
Lead Diameter .0508(1.29)

Schematic Diagram



RHOMBUS P/N: **L-521**

CUST P/N:

NAME:

DATE: **9/23/99**

SHEET: 1 OF 1