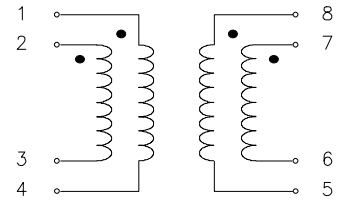


Surface Mount Common Mode Choke

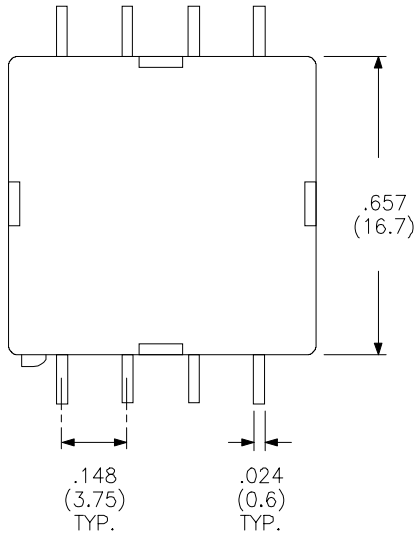
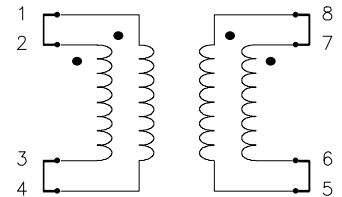
- 100 μ H Inductance Min.
- 0.8Amp DC
- 2500 V_{RMS} Min.
- D.C.R 53 m Ω
- S.R.F. 4.3 MHz

(Parallel Connection)

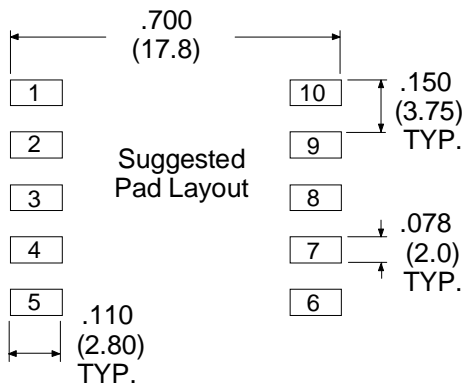
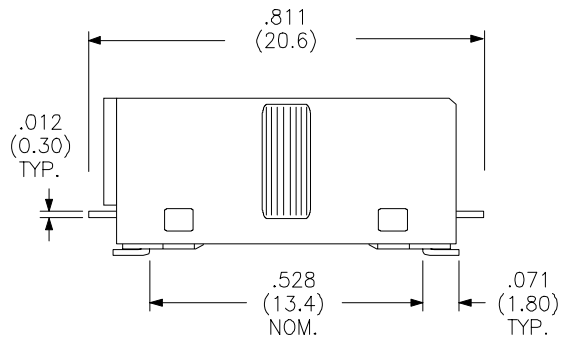
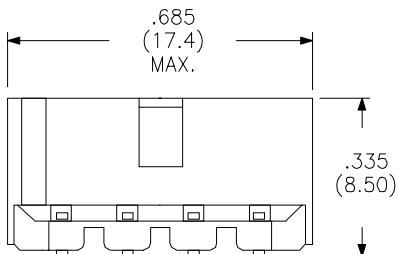
Schematic Diagram



In-Circuit Connections Short 1-2, 3-4, 5-6 & 7-8



Physical Dimensions inches (mm)



RHOMBUS P/N: L-37203

CUST P/N:

NAME:

DATE: 3/11/99

SHEET: 1 OF 1