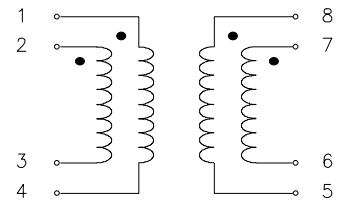


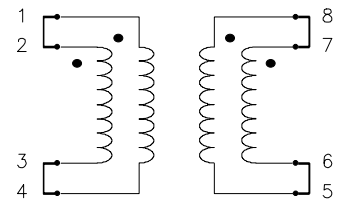
Common Mode Choke

- 25 μH Inductance Min.
 - 2 Amp DC
 - 2500 V_{RMS} Min.
 - D.C.R 12 $\text{m}\Omega$
 - S.R.F. 8.3 MHz
- (Parallel Connection)

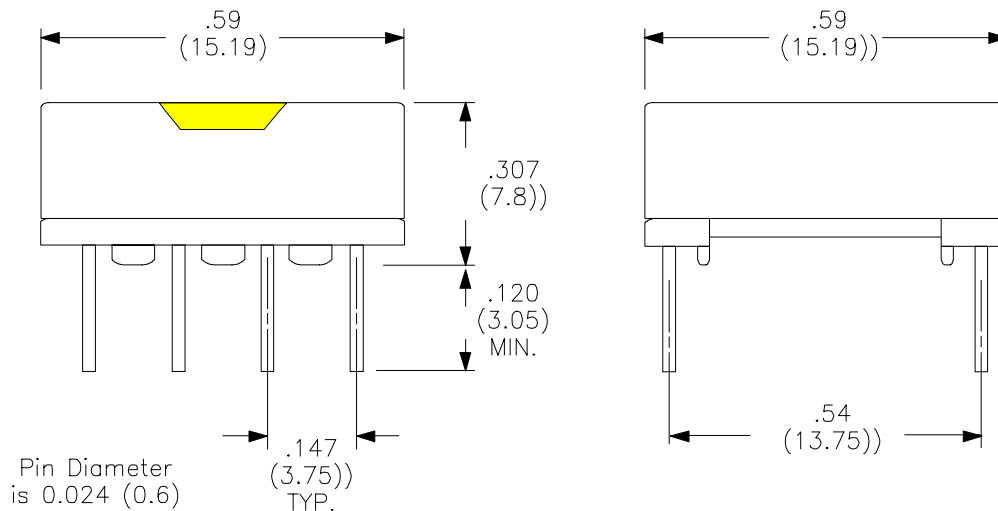
Schematic Diagram



In-Circuit Connections
Short 1-2, 3-4, 5-6 & 7-8



Physical Dimensions
inches (mm)



RHOMBUS P/N: L-367

CUST P/N:

NAME:

DATE: 3/11/97

SHEET: 1 OF 1