

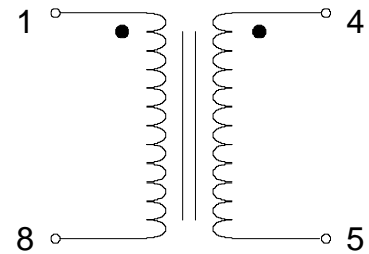
# COMMON MODE CHOKE

## Part Number L-359

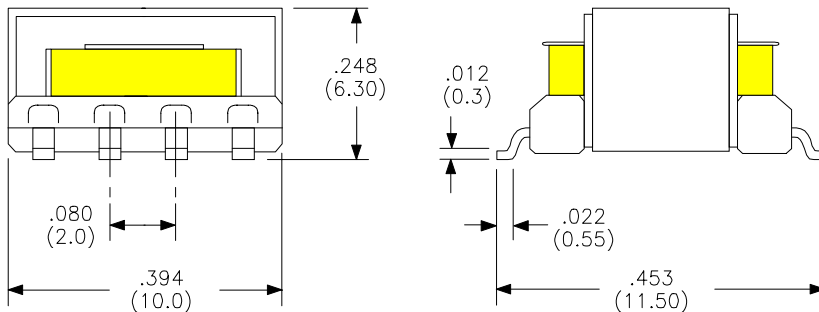
PARAMETER		UNITS
Turns Ratio	1 : 1 ±1%	
Inductance (1-8 or 4-5) @10 KHz, 0.1 Vrms	70 +50%, -30%	mH
Leakage Inductance	0.35	mH
Primary DC Resistance (1-8)	0.66 Typ.	Ω
Secondary DC Resistance (4-5)	0.66 Typ.	Ω
Isolation (HI-POT) Primary to Secondary (@ 500 VAC, 1mA, minute)	500	VAC
Operating Temperature	-40° to +85°	C

Current Rating: 30mA max.

Schematic Diagram

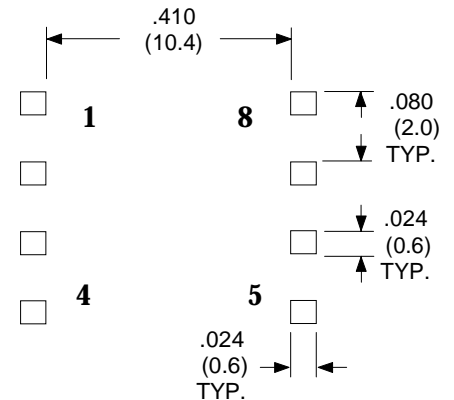


Physical Dimensions in inches (mm)



Notch or white dot on bobbin indicates pin #1

FOOTPRINT



04/7/98