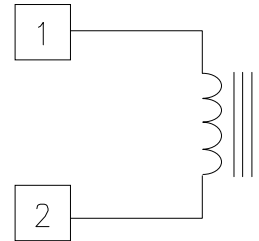


# Through hole Self-Leaded Inductor 150 kHz

Electrical Specifications at 25°C. Operating Temp. Range: -30°C to +130°C

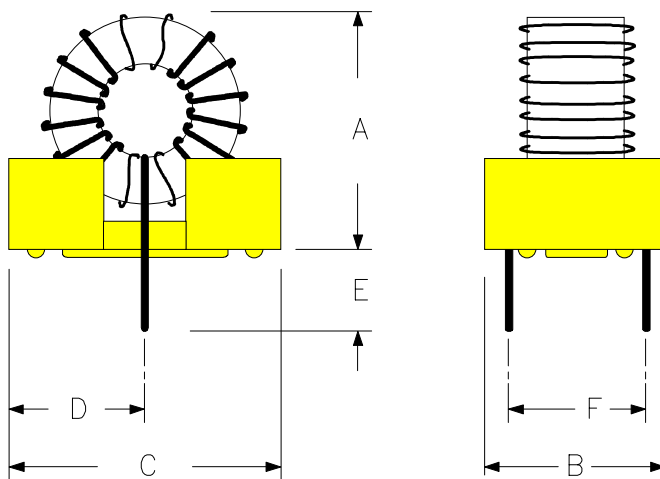
Part Number	L <sup>(1)</sup> with DC ( $\mu$ H)	I <sub>DC</sub> <sup>(1)</sup> (Amps)	E-T <sup>(1)</sup> Product (V- $\mu$ s)	DCR max. ( $\Omega$ )
L-20581	77	2.7	52.8	0.09

Schematic Diagram

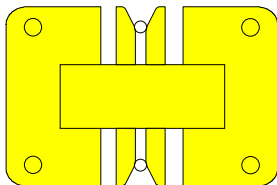


- 1) Typical values for a 55°C Temperature rise at 150 kHz and E-T value above, the core loss is 10 % of copper loss.

Physical Dimensions  
inches (mm)



	Min.	Typ.	Max.
A		.85 (21.6)	
B	.440 (11.18)		.460 (11.68)
C	.820 (20.83)		.840 (21.34)
D		.415 (10.54)	
E		.130 (3.30)	
F		.300 (7.62)	



Leads are #20 AWG

RHOMBUS P/N: L-20581

CUST P/N:

NAME:

DATE: 01/03/01

SHEET: 1 OF 1