

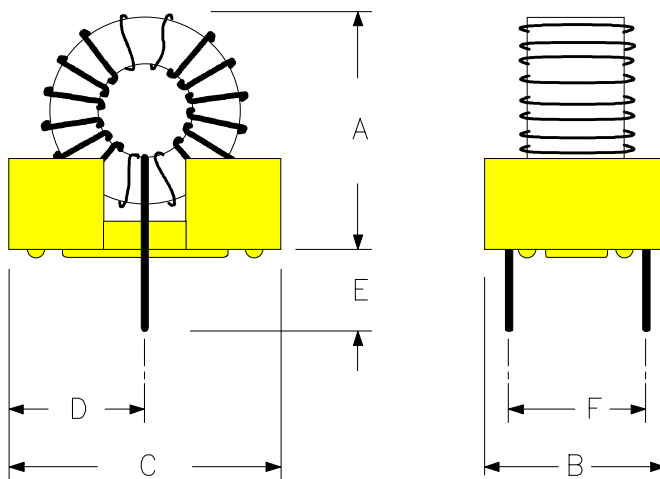
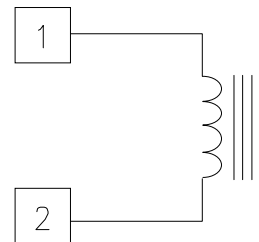
Through hole Self-Leaded Inductor 150 kHz

Electrical Specifications at 25°C. Operating Temp. Range: -30°C to +130°C

Part Number	L ⁽¹⁾ with DC (μ H)	I _{DC} ⁽¹⁾ (Amps)	E-T ⁽¹⁾ Product (V- μ s)	DCR max. (Ω)
L-20579	168	1.81	75.9	0.18

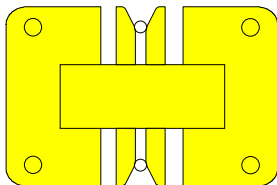
- 1) Typical values for a 55°C Temperature rise at 150 kHz and E-T value above, the core loss is 10 % of copper loss.

Schematic Diagram



Physical Dimensions
inches (mm)

	Min.	Typ.	Max.
A		.85 (21.6)	
B	.440 (11.18)		.460 (11.68)
C	.820 (20.83)		.840 (21.34)
D		.415 (10.54)	
E		.130 (3.30)	
F		.300 (7.62)	



Leads are #23 AWG

RHOMBUS P/N: L-20579

CUST P/N:

NAME:

DATE: 2/10/02

SHEET: 1 OF 1