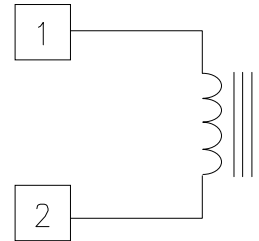


Surface Mount Self-Leaded Inductor 150 kHz

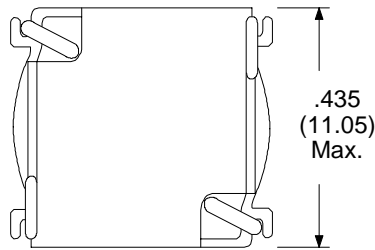
Electrical Specifications at 25°C. Operating Temp. Range: -30°C to +130°C

Part Number	L ⁽¹⁾ with DC (μ H)	I _{DC} ⁽¹⁾ (Amps)	E-T ⁽¹⁾ Product (V- μ s)	DCR max. (Ω)
L-15348	39	0.68	9.9	0.3

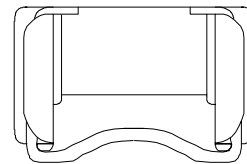
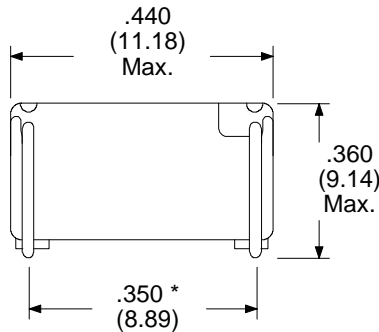
Schematic Diagram



1) Typical values for a 55°C Temperature rise at 150 kHz and E-T value above, the core loss is 10 % of copper loss.

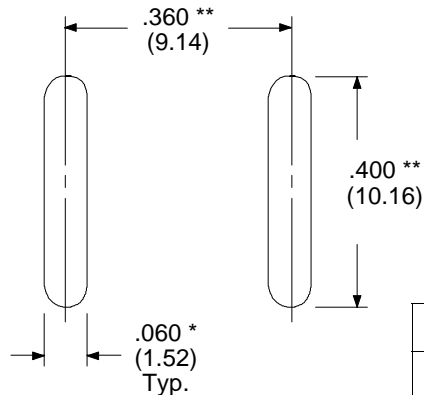


Physical Dimensions
inches (mm)



* Tolerance \pm .015 (0.38)

** Tolerance \pm .005 (0.15)



Suggested PCB Layout

RHOMBUS P/N: L-15348	
CUST P/N:	NAME:
DATE: 7/30/96	SHEET: 1 OF 1