

HIGH CURRENT COUPLED INDUCTOR

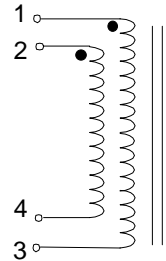
SELF LEADED SURFACE MOUNT PACKAGE

● FREQUENCY RANGE UP TO 1 MHZ

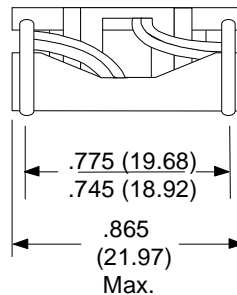
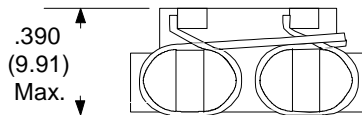
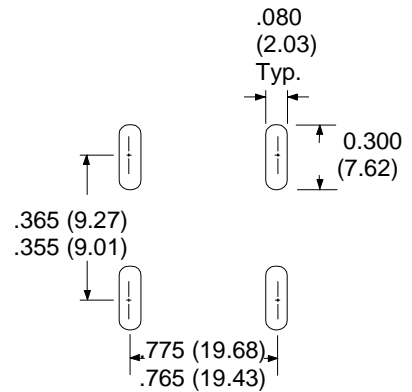
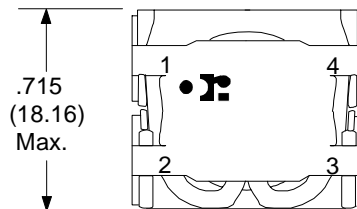
Electrical Specifications at 25°C. Operating Temp. Range: -30°C to +130°C

L with No DC ($\mu\text{H} \pm 20\%$)	L with DC (μH)	I_{DC} (Amps)	E-T Product ($\text{V}\cdot\mu\text{s}$)	DCR max. ($\text{m}\Omega$)
0.88	0.53	23.8	1.0	6.0

Schematic Diagram



Physical Dimensions
inches (mm)



Suggested PCB Layout

RHOMBUS P/N: L-15329

CUST P/N:

NAME:

DATE: 5/12/02

SHEET: 1 OF 1