

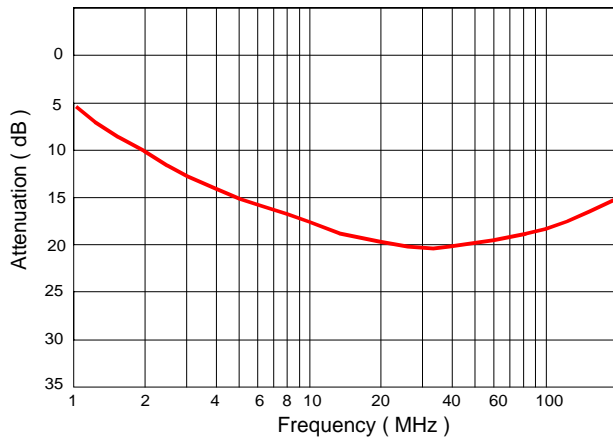
SIGNAL LINE FILTER (1 COIL/2 LINES)

DATA LINE PROTECTION APPLICATIONS
 FILTER COMMON AND DIFFERENTIAL MODE NOISE
 EMI/RFI SUPPRESSION
 FREQUENCY RANGE OF 1-100MHZ
 DIL CONSTRUCTION FOR EASY INSTALLATION
 HIGH CURRENT AND VOLTAGE ISOLATION

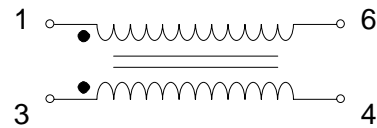
Electrical Specifications at 25°C

Part Number	Turns Ratio	OCL (μH min.)	L_L (μH max.)	DCR (m Ω)	Cw/w (pF max)	HI-POT V_{RMS}	I MAX. mA
F-2106	1:1	25	.2	100	15	500	100

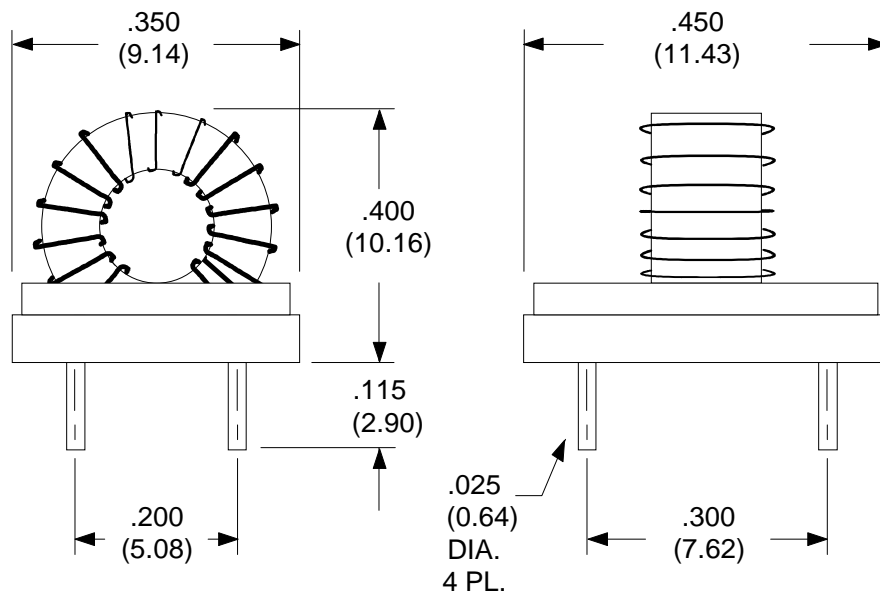
TYPICAL ATTENUATION



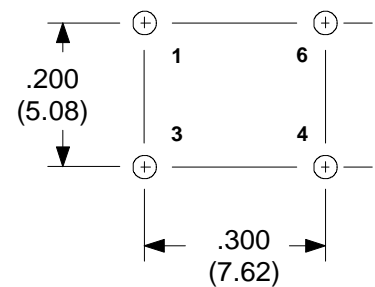
SCHEMATIC DIAGRAM



PHYSICAL DIMENSIONS in inches (mm)



FOOT PRINT



Specifications subject to change without notice.

F-2106 - 9/97