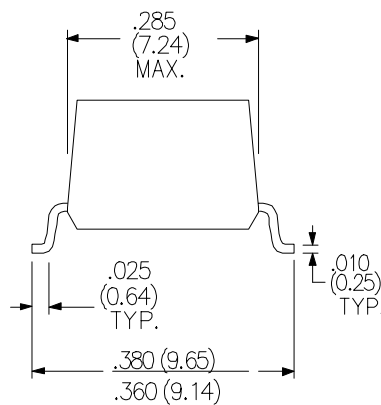
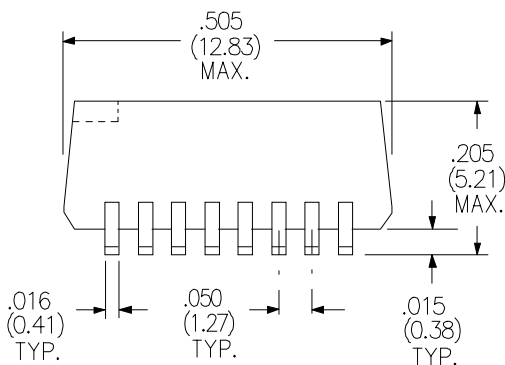
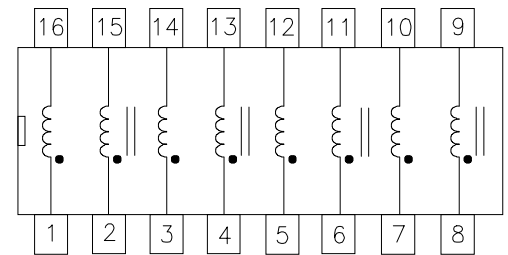
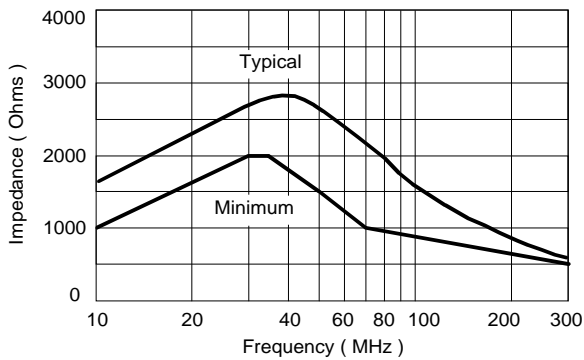


100 BASE T-4 COMMON MODE CHOKE

Turns Ratio (± 3%)	1 : 1
----------------------	-------

PARAMETER	MIN.	TYP.	MAX.	UNITS
Open Circuit Inductance	36			μH
Leakage Inductance			.2	μH
Interwinding Capacitance			15	pF
DC Primary Resistance			.35	Ω
Isolation (HI-POT)	500			V _{RMS}
Impedance at 30 Mhz	2000			Ω
Impedance at 50 Mhz	1500			Ω
Impedance at 70 Mhz	1000			Ω

Schematic Diagram



Physical Dimensions

inches (mm)

RHOMBUS P/N: F-1515	
CUST P/N:	NAME: 1 OF 1
DATE: 8/16/96	SHEET: