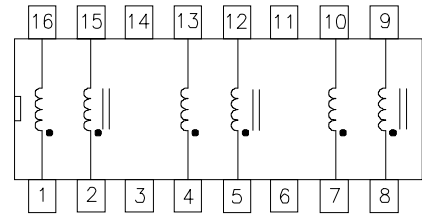


PARAMETER		UNITS
¹ Inductance $\pm 30\%$	85.0	μH
¹ Leakage Inductance	0.25 Max.	μH
¹ Interwinding Capacitance	10 Max.	pF
Primary DC Resistance	0.20 Max.	Ω
Isolation (HI-POT)	500 Min.	V_{RMS}
SRF (Ref.)	12	MHz
Insulation Resistance	10k Min.	$M\Omega$
Power Rating	250	mW

High Frequency Data Line Filter

Schematic Diagram

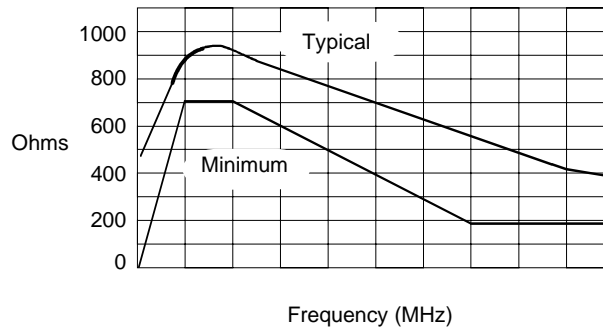


¹Tested at 100KHz and 100 mV_{RMS}

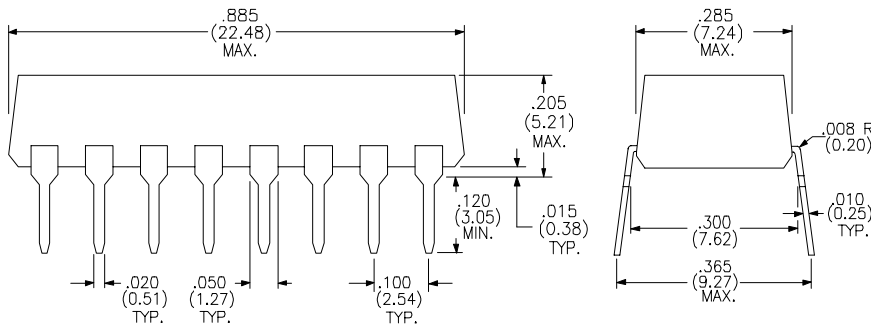
Turns ratio 1:1 $\pm 5\%$

Operating temperature Range
-45°C to +85°C

Impedance Plot



Physical Dimensions in inches (mm)



RHOMBUS P/N:F-1504

CUST P/N:

NAME:

DATE: 2/18/96

SHEET: