

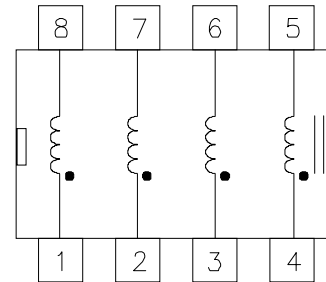
P/N F-1450 & F-1451

Common Mode Choke

For EMI Reduction

Filter Common Mode Noise

4 Line 8-Pin
Schematic



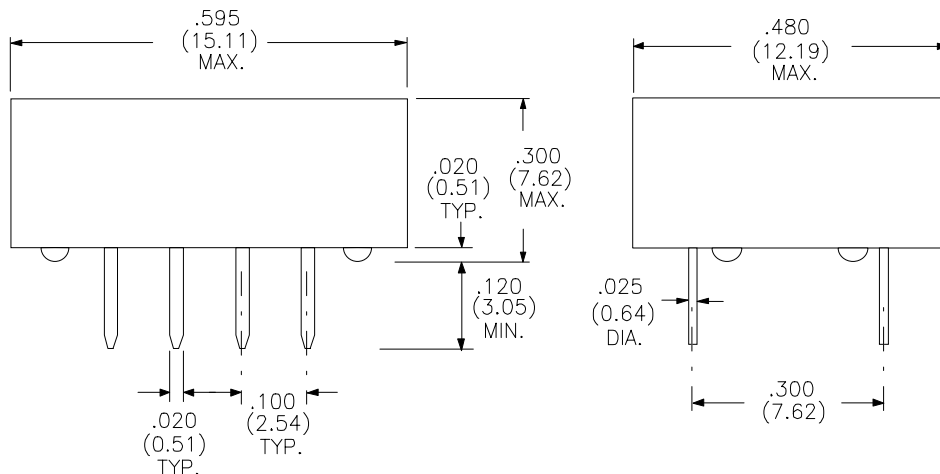
High Frequency Chokes

Electrical Specifications at 25°C

HF Choke Part Number	OCL min. (μH)	L _L sec max. (μH)	C _{www} max. (pF)	DCR max. (Ω)	Z _{oc} min. (kΩ) 10 MHz	Z _{oc} min. (kΩ) 30 MHz	Z _{oc} min. (kΩ) 70MHz	Z _{oc} min. (kΩ) 100MHz
F-1450	24.0	0.20	15	0.30	0.9	1.60	1.15	0.80
F-1451	8.0	0.20	10	0.25	0.55	1.10	1.00	0.52

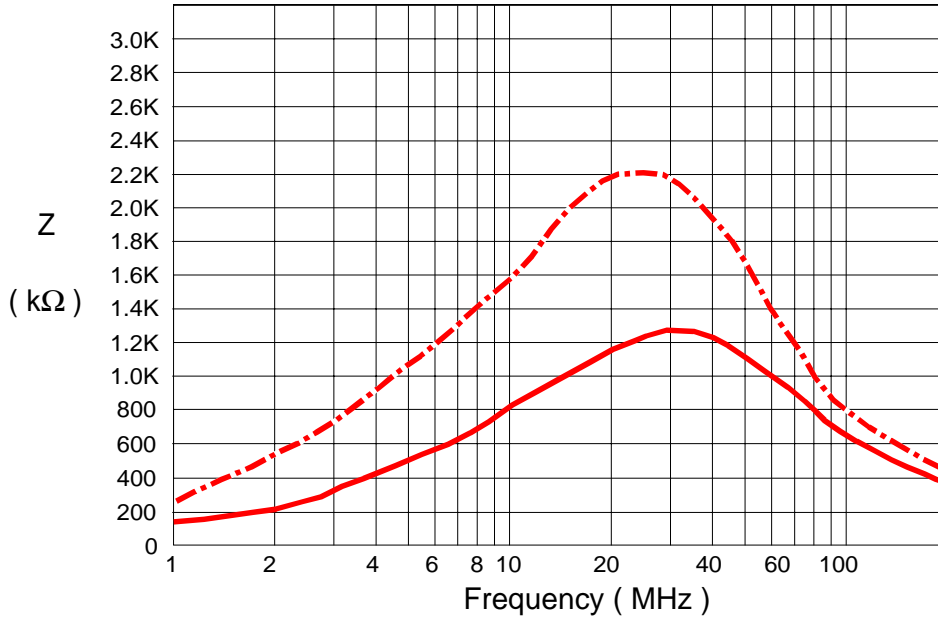
Hi-Pot: 1500 V_{RMS}

Physical Dimensions inches (mm)

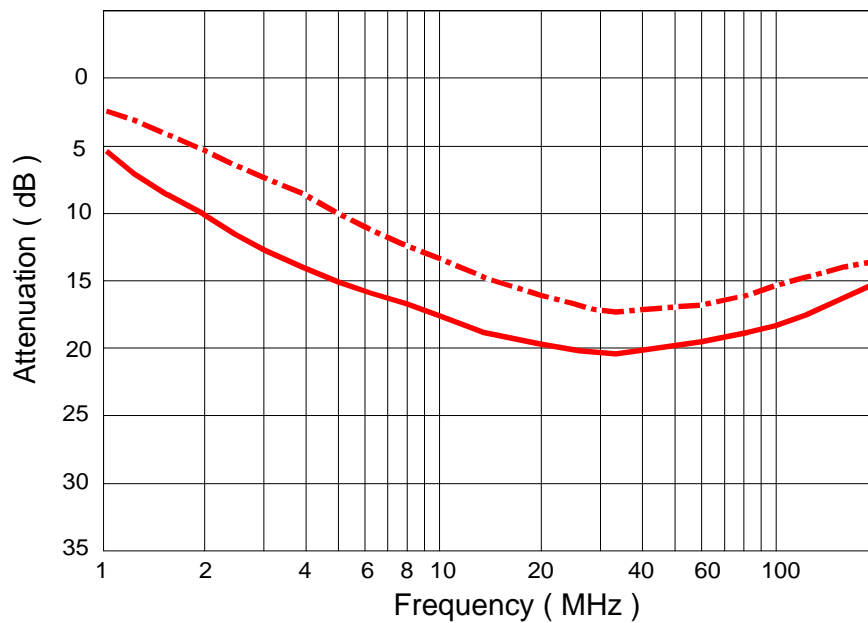


02/27/97

F-1450
 F-1451 _____



Typical Impedance Curves



Typical Attenuation Curves