

PCMCIA Modem Transformers

T-33003/T-33004 Compatible with 56 kb/s Technologies

Impedance matching transformers
for telecommunications.

**Ideal for PCMCIA Type II
data/fax modem cards**

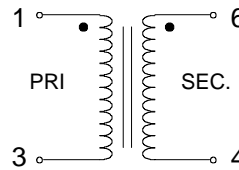
V.32 bis/V.17 14400 bps applications

Longitudinal Balance is 60dB minimum

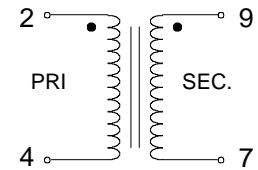
Designed to meet FCC Part 68

Custom Designs Available

Schematic
Style "B"



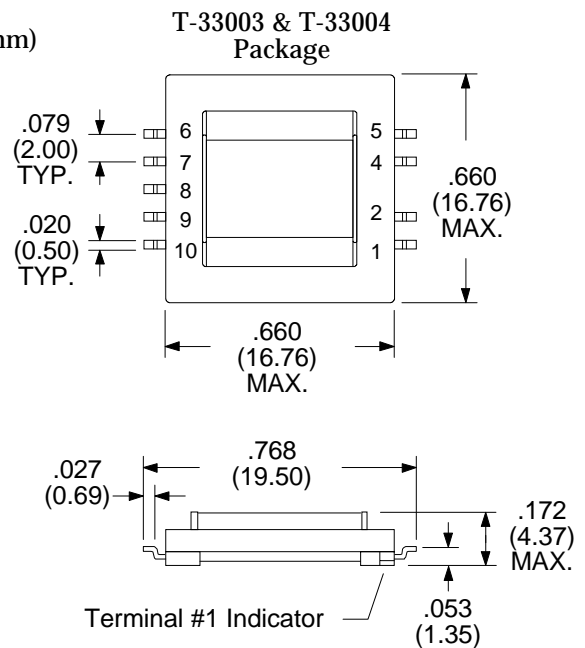
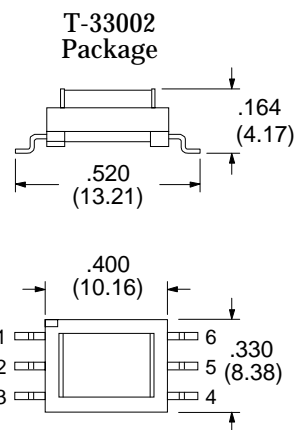
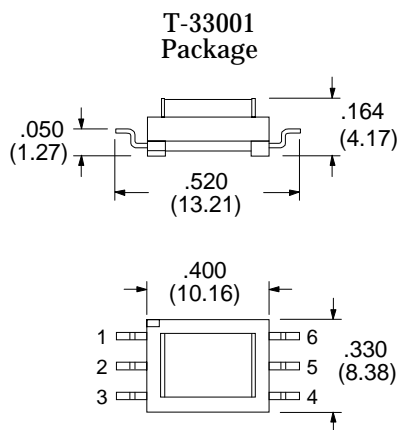
Schematic
Style "C"



Electrical Specifications at 25°C

Parameter		T-33001	T-33002	T-33003	T-33004	Units
Impedance R Load	PRI.	600	600	600	600	Ω
	SEC.	346	346	392	294	Ω
Turns Ratio	$\pm 2\%$	1:1	1:1	1:1	1:1	
Direct Current in Pri. (DCI)	maximum	0	0	0	0	mA
DC Resistance	PRI. $\pm 10\%$	127	127	105	180	Ω
	SEC. $\pm 10\%$	150	150	112	156	Ω
Insertion Loss	max., ref. 1 kHz	3.3	3.3	2.35	2.7	dB
Return Loss	min., 300 Hz to 3.5 kHz	25	25	20	30	dB
Longitudinal Balance	minimum	60	60	60	60	dB
		200Hz - 4kHz	200Hz - 4kHz	300Hz - 3.5kHz	300Hz - 3.5kHz	
Frequency Response	300 Hz to 3.5 kHz	± 0.25	± 0.25	± 0.25	± 0.25	dB
Total Harmonic Distortion	typ. 600 Hz, -10 dBm	-76	-76	-76	-83	dB
Isolation	minimum	1000	1000	1650	1000	V _{RMS}
Schematic Style		B	B	C	C	

Dimensions in Inches (mm)



Specifications subject to change without notice.

For other values & Custom Designs, contact factory.

PCMCIA2 - 10/98