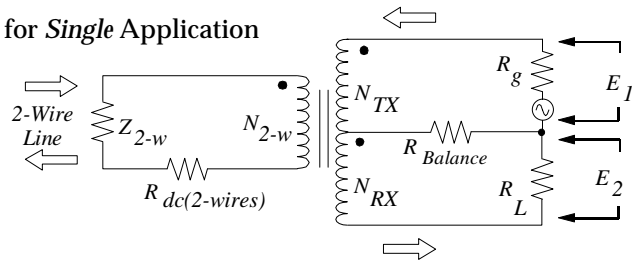


HYBRIDS

Single Configuration

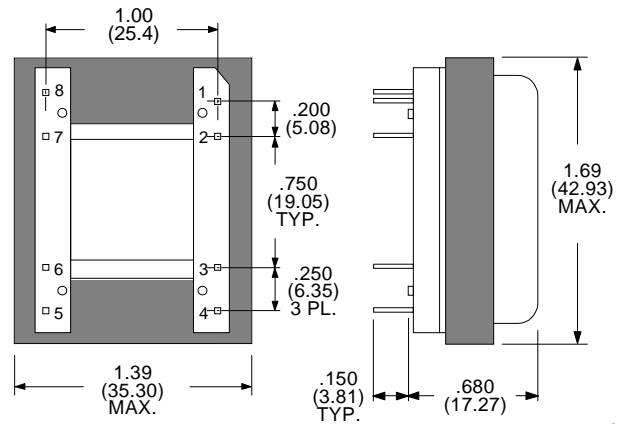
Schematic for *Single Application*



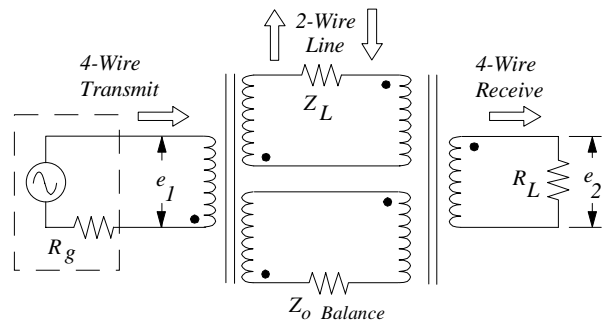
Electrical Specifications at 25°C

Parameter -- <i>Single Hybrid</i>		T-31201	Units
Impedance R Load	PRI.	600	Ω
	SEC.	1200	Ω
Turns Ratio		0.613 : 1	
Direct Current in Pri. (DCI)	maximum	90	mA
DC Resistance	PRI. $\pm 10\%$	80	Ω
	SEC. $\pm 10\%$	197	Ω
Insertion Loss	max., ref. 1 kHz	4.5	dB
Return Loss	Typ., @ 1 kHz	25	dB
Longitudinal Balance	min., @ 1 kHz	60	dB
Frequency Response	300 Hz to 3.5 kHz	± 0.50	dB
Isolation	minimum	1250	V_{RMS}

Package for *Single Hybrid* P/N T-31201
Dimensions in Inches (mm)



Schematic for *Dual Application*: 2 each of P/N T-31202

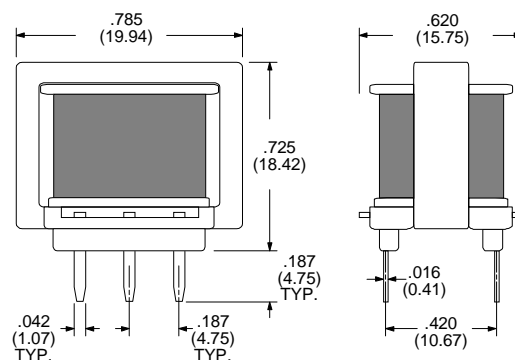


Dual Configuration

Electrical Specifications at 25°C

Parameter -- <i>Dual Hybrid</i> *		T-31202	Units
Impedance R Load	PRI.	600	Ω
	SEC.	1200	Ω
Turns Ratio		0.660 : 1	
Direct Current in Pri. (DCI)	maximum	0	mA
DC Resistance	PRI. $\pm 10\%$	58	Ω
	SEC. $\pm 10\%$	82	Ω
Insertion Loss	max., ref. 1 kHz	3.85	dB
Return Loss	min., @ 1 kHz	25	dB
Longitudinal Balance	min., @ 200Hz to 1kHz	60	dB
Longitudinal Balance	min., @ 1 kHz to 4 kHz	40	dB
Frequency Response	300 Hz to 3.5 kHz	± 0.50	dB
Isolation	minimum	1500	V_{RMS}

* *Dual Applications* require 2 each of P/N T-31202



Package for *Dual Hybrid*
P/N T-31202

Dimensions in Inches (mm)

