

Multi-Purpose Voice & Data Coupling Transformers

Impedance matching transformers for telecommunications.

Ideal for a variety of voice and data interconnect networks

Isolation is 1500 V_{RMS} minimum

Longitudinal Balance is 60dB minimum

Frequency range: 300Hz to 3400Hz

Designed to meet FCC part 68

Custom Designs Available

Dry / Economy

Electrical Specifications at 25°C

| Part Number | Impedance (Ohms) | UNBAL. DC (mA) | Insertion Loss (1) (dB) | Frequency Response (dB) | Return Loss (2) (dB) | Pri. DCR max. (Ω) | Sec. DCR max. (Ω) | Schem. Style |
|-------------|------------------|----------------|-------------------------|-------------------------|----------------------|-------------------|-------------------|--------------|
| T-30600 | 600 / 600 | 0.0 | 2.0 | 0.5 | 26 | 65 | 85 | A |
| T-30601 | 600 / 600CT | 0.0 | 2.0 | 0.5 | 26 | 65 | 85 | B |
| T-30602 | 600CT / 600CT | 0.0 | 2.0 | 0.5 | 26 | 65 | 85 | C |
| T-30603 | 600 / 900 | 0.0 | 2.0 | 0.5 | 26 | 65 | 105 | A |
| T-30604 | 600 / 900CT | 0.0 | 2.0 | 0.5 | 26 | 65 | 105 | B |
| T-30605 | 900 / 900 | 0.0 | 2.0 | 0.5 | 26 | 85 | 105 | A |
| T-30606 | 900 / 900CT | 0.0 | 2.0 | 0.5 | 26 | 85 | 105 | B |
| T-31300 | 600 / 600 | 0.0 | 1.0 | 0.5 | 20 | 25 | 35 | A |
| T-31301 | 600 / 600CT | 0.0 | 1.0 | 0.5 | 20 | 25 | 35 | B |
| T-31302 | 600CT / 600CT | 0.0 | 1.0 | 0.5 | 20 | 25 | 35 | C |
| T-31303 | 600 / 900 | 0.0 | 1.0 | 1.0 | 20 | 25 | 40 | A |
| T-31304 | 900 / 900 | 0.0 | 1.0 | 1.0 | 20 | 35 | 40 | A |

Dry / High Performance

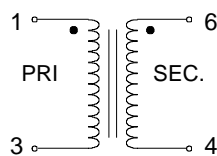
Electrical Specifications at 25°C

| Part Number | Impedance (Ohms) | UNBAL. DC (mA) | Insertion Loss (1) (dB) | Frequency Response (dB) | Return Loss (2) (dB) | Pri. DCR max. (Ω) | Sec. DCR max. (Ω) | Schem. Style |
|-------------|------------------|----------------|-------------------------|-------------------------|----------------------|-------------------|-------------------|--------------|
| T-31350 | 600 / 600 | 0.0 | 0.85 | 0.25 | 20 | 25 | 35 | A |
| T-31351 | 600 / 600CT | 0.0 | 0.85 | 0.25 | 20 | 25 | 35 | B |
| T-31352 | 600CT / 600CT | 0.0 | 0.85 | 0.25 | 20 | 25 | 35 | C |
| T-31353 | 600 / 900 | 0.0 | 0.85 | 0.25 | 20 | 25 | 40 | A |
| T-31354 | 900 / 900 | 0.0 | 0.85 | 0.25 | 20 | 30 | 40 | A |

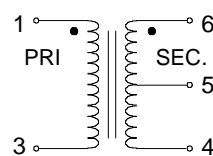
1. Insertion Loss measured at 1 KHz

2. Return Loss measured at 300 Hz

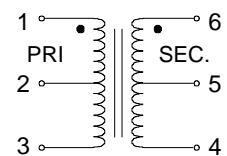
Schematic "A"



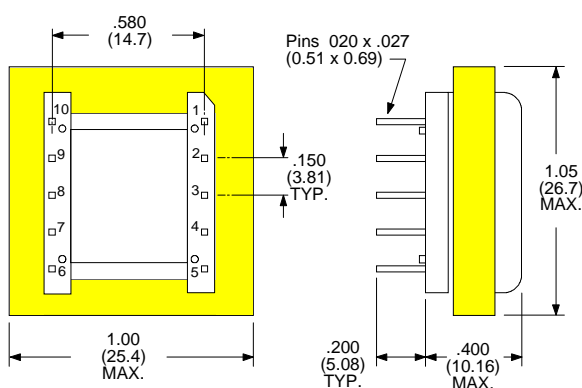
Schematic "B"



Schematic "C"



T-3060X Package per Table Above



Dimensions in Inches (mm)

Unused Pins Omitted as Per Schematic

T-313XX Package per Table Above

